



School Of The Company

## **BY COMPANY INTO LINE**

**STEVE GIOVANNINI**

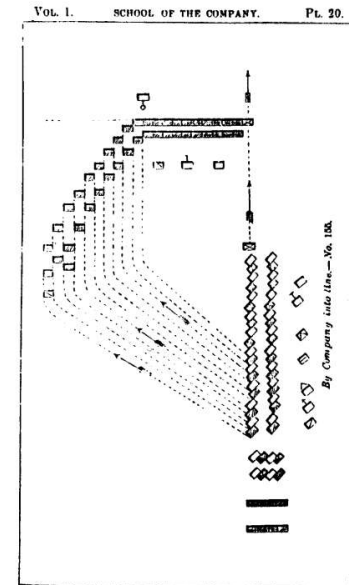
**02 APRIL 2014**

School of the Company  
Lesson Fourth, Article V  
By Company, Into Line

- This maneuver is typically one of the most chaotic and confusing maneuvers that we perform. The instruction states:
  - **S.C. 156.** At the command march, the covering sergeant will continue to march straightforward; the men will advance the right shoulder take the double quick step, and move into line by the shortest route, taking care to undouble the files, and to come on the line one after the other.
- Many soldiers focus on the part of the instruction that states:
  - “take the double quick step, and move into line by the shortest route”.
- What they fail to observe is the part of the instruction that states:
  - “taking care to undouble the files, and to come on the line one after the other.”
- Focusing on the 1st phrase and ignoring the 2nd results in the chaos.
  - But it doesn’t need to be so confusing!
- They also fail to observe the part of the instruction regarding the condition when being faced about:
  - **S.C. 159.** If the company, marching either by the right or left flank, be faced about previous to forming line, the men will come into line by twos, and according to the means as above indicated, taking care to undouble files, the two front-rank men taking their places in the line at the same time, to be covered by their rear-rank men taking an oblique step.
- Like all maneuvers in this manual, there is a method to the madness.

School of the Company  
Lesson Fourth, Article V  
By Company, Into Line

- If you look carefully at the diagram in Casey's (PL 20), you can see indications of the progression of steps to come online.
- The Company marching by the Flank (in a column of fours)
  - The covering sergeant continues straight forward maintaining cadence and step
  - The soldiers of the Front Rank
    - Go to Double Quick time
    - March at the Oblique
    - Quickly undouble files
    - Oblique to the front once he has reached his interval
    - Successively come online and take the step from the guide
  - Each Rear rank man will follow the lead of their file partner, "but without endeavoring to arrive in line at the same time with the latter".
    - This will enable the front rank to come online and regain their alignment without getting mixed in with overzealous rear rank soldiers.
- The method to come online in two's is not illustrated in the manual
  - I have created those illustrations here.
  - Note the phrase "the two front-rank men taking their places in the line at the same time"



# Marching by the Flank

- When marching by flank, there are four possible ways the troops can be arranged:
  - Marching by the Right Flank
  - Marching by the Left Flank
  - Marching by the Right Flank and Faced About
  - Marching by the Left Flank and Faced About
- We are most familiar with the first two.
  - When Faced About, the one's and two's are out of their habitual positions
  - Therefore we come online slightly differently
- When marching by either the right or left flank
  - Execute 'By Company into Line': Come online individually
- When marching by either the right or left flank, AND faced about
  - Execute 'By Company into Line': Come online in pairs marching abreast
- Be aware of who is the guide!
  - Deploy to the right of the Second Sergeant
  - Deploy to the left of the First Sergeant

# School of the Company: By Company Into Line

S.C. 155. The company being in march by the right flank, the instructor will order the captain to form it into line; the captain will immediately command:

1. By company, into line. 2. MARCH.

S.C. 156. At the command march, the covering sergeant will continue to march straightforward; the men will advance the right shoulder take the double quick step, and move into line by the shortest route, taking care to undouble the files, and to come on the line one after the other.

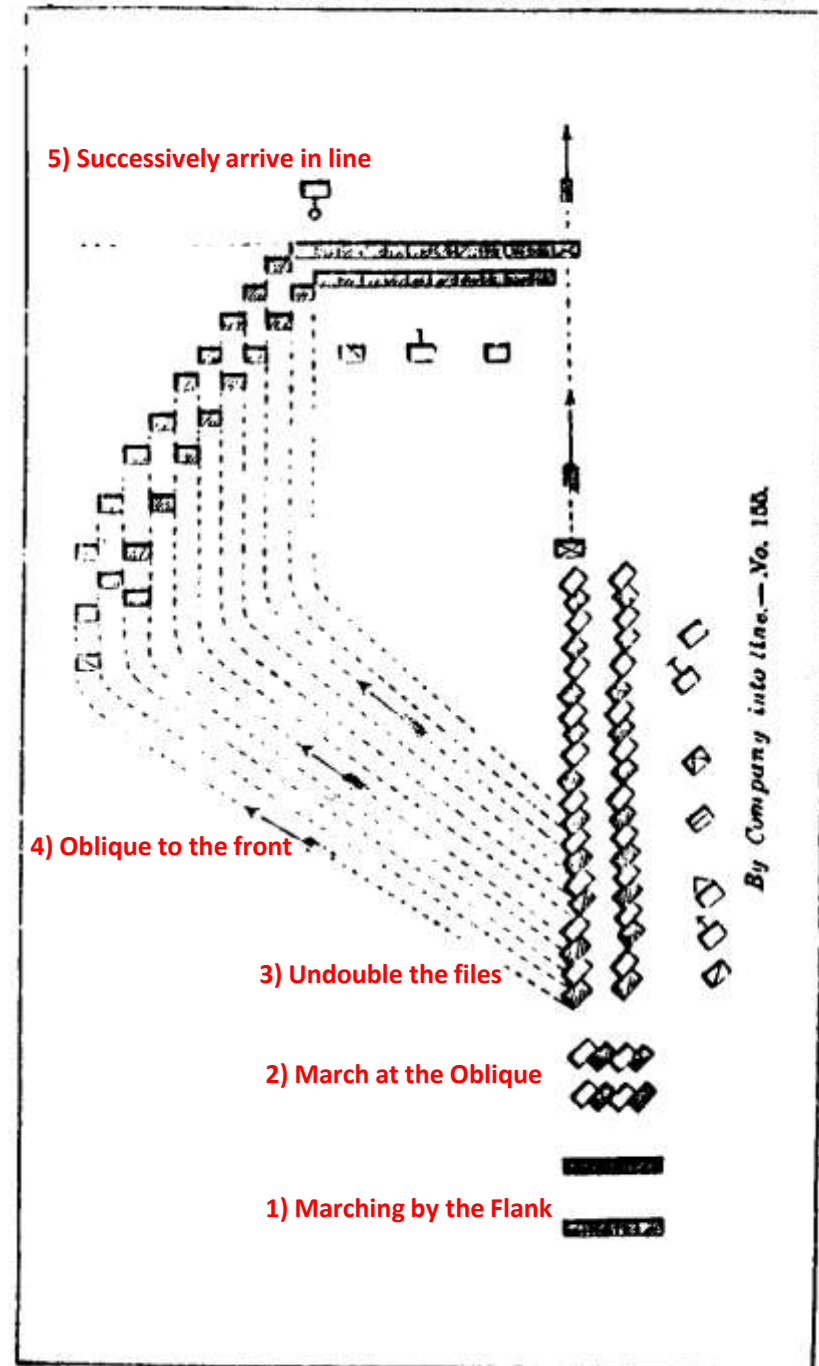
S.C. 157. As the front-rank men successively arrive in line with the covering sergeant, they will take from him the step, and then turn their eyes to the front.

S.C. 158. The men of the rear-rank will conform to the movements of their respective file leaders, but without endeavoring to arrive in line at the same time with the latter.

S.C. 159. If the company, marching either by the right or left flank, be faced about previous to forming line, the men will come into line by twos, and according to the means as above indicated, taking care to undouble files, the two front-rank men taking their places in the line at the same time, to be covered by their rear-rank men taking an oblique step.

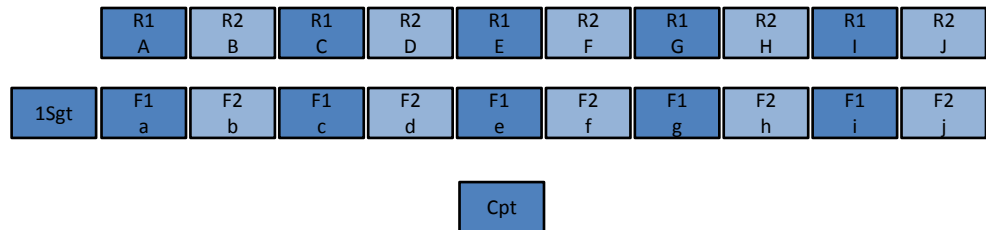
S.C. 160. At the instant the movement begins, the captain will face to his company in order to follow up the execution; and, as soon as the company is formed, he will command, guide left, place himself two paces before the centre, face to the front, and take the step of the company.

S.C. 161. At the command guide left, the second sergeant will promptly place himself in the front-rank, on the left, to serve as guide, and the covering sergeant who is on the opposite flank will remain there.



By Company, Into Line

# **MARCHING BY THE RIGHT FLANK**



### Key

R1 = Rear Rank 1

R2 = Rear Rank 2

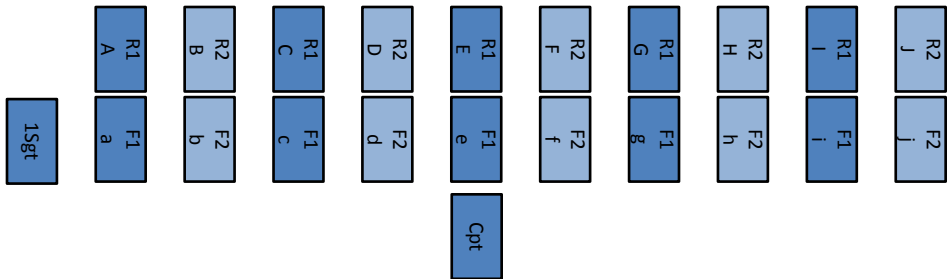
F1 = Front Rank 1

F2 = Front Rank 2

a, b, c, ..., j = Front Rank File Intervals

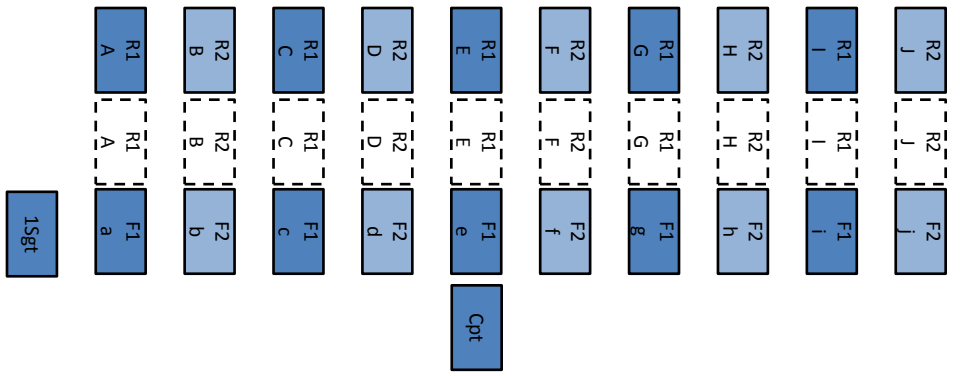
A, B, C, ..., J = Rear Rank File Intervals

Company formed



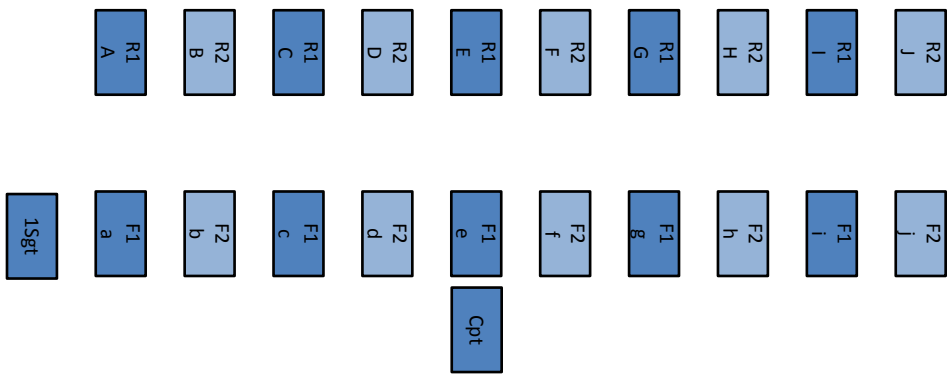
Right Face  
 Step 1 = both ranks face to the right



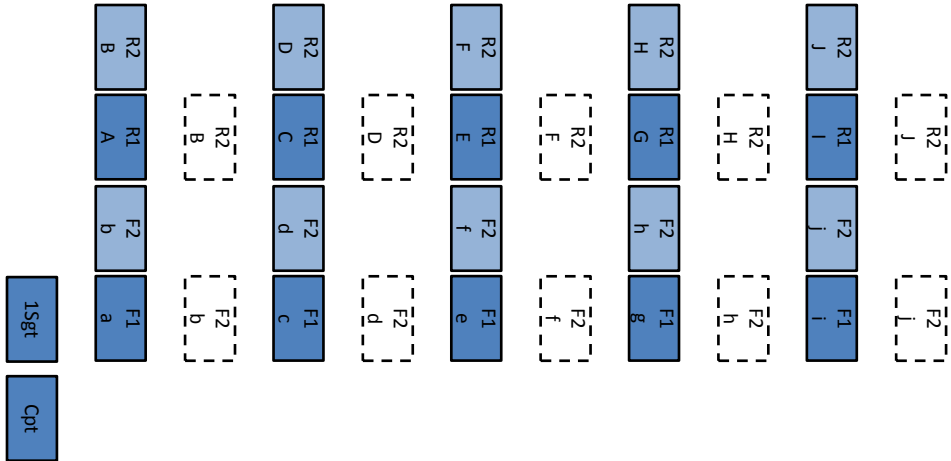


Right Face

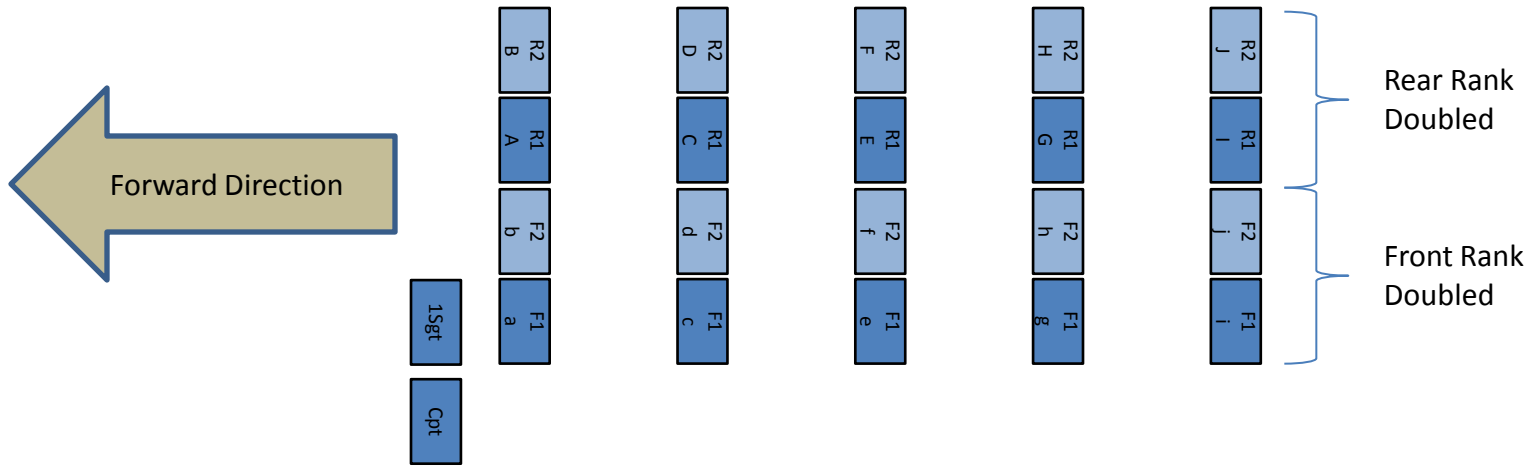
Step 2 = entire rear rank steps as one to the side



Right Face  
Step 2 = result



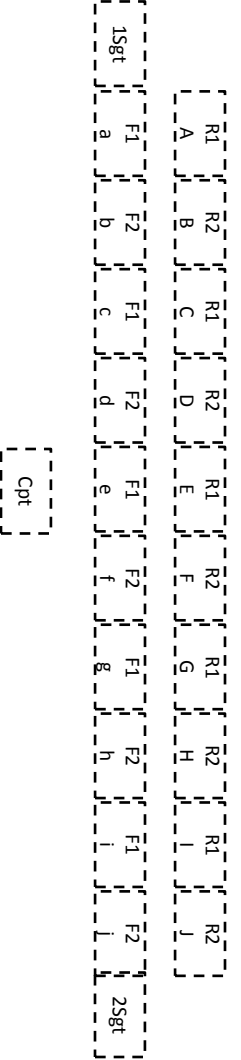
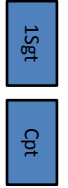
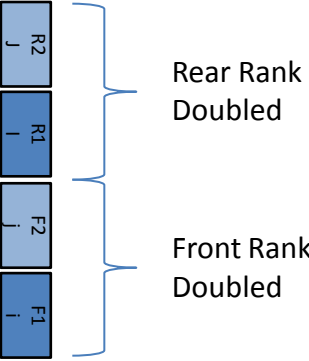
Right Face  
 Step 3 = two's double



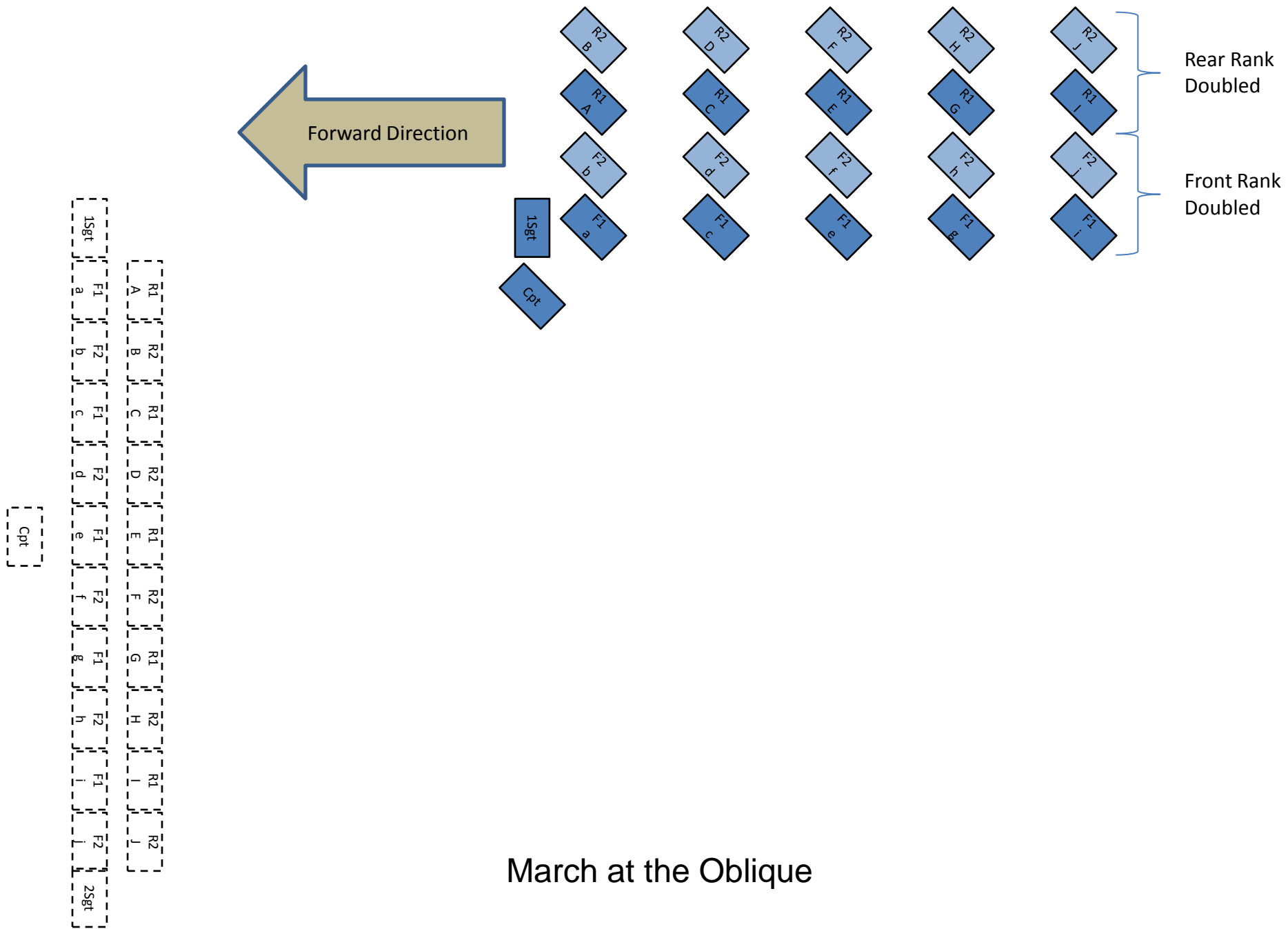
Marching by the Right flank

By Company, Into Line

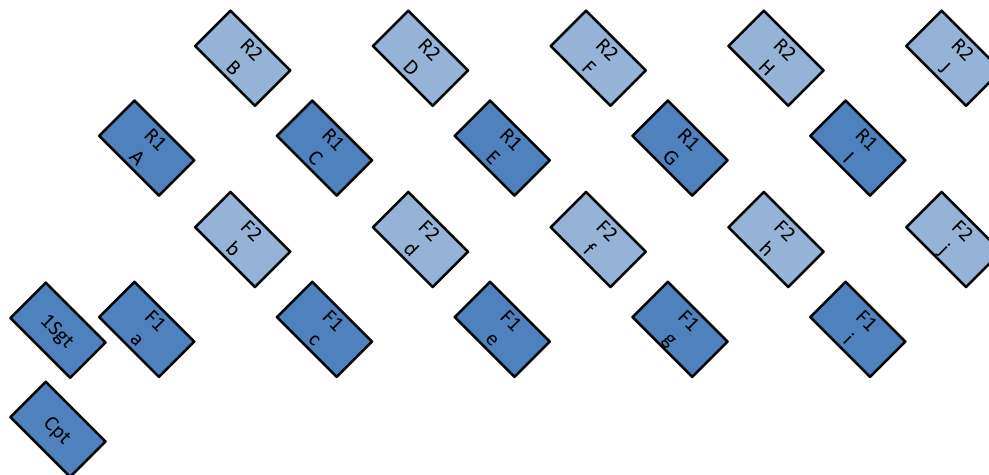
**MARCHING BY THE RIGHT FLANK  
BY COMPANY, INTO LINE**



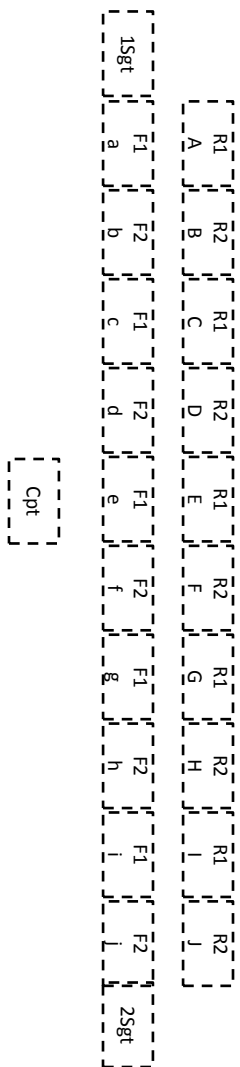
Marching by the Right Flank  
The First Sergeant is the Guide



# March at the Oblique




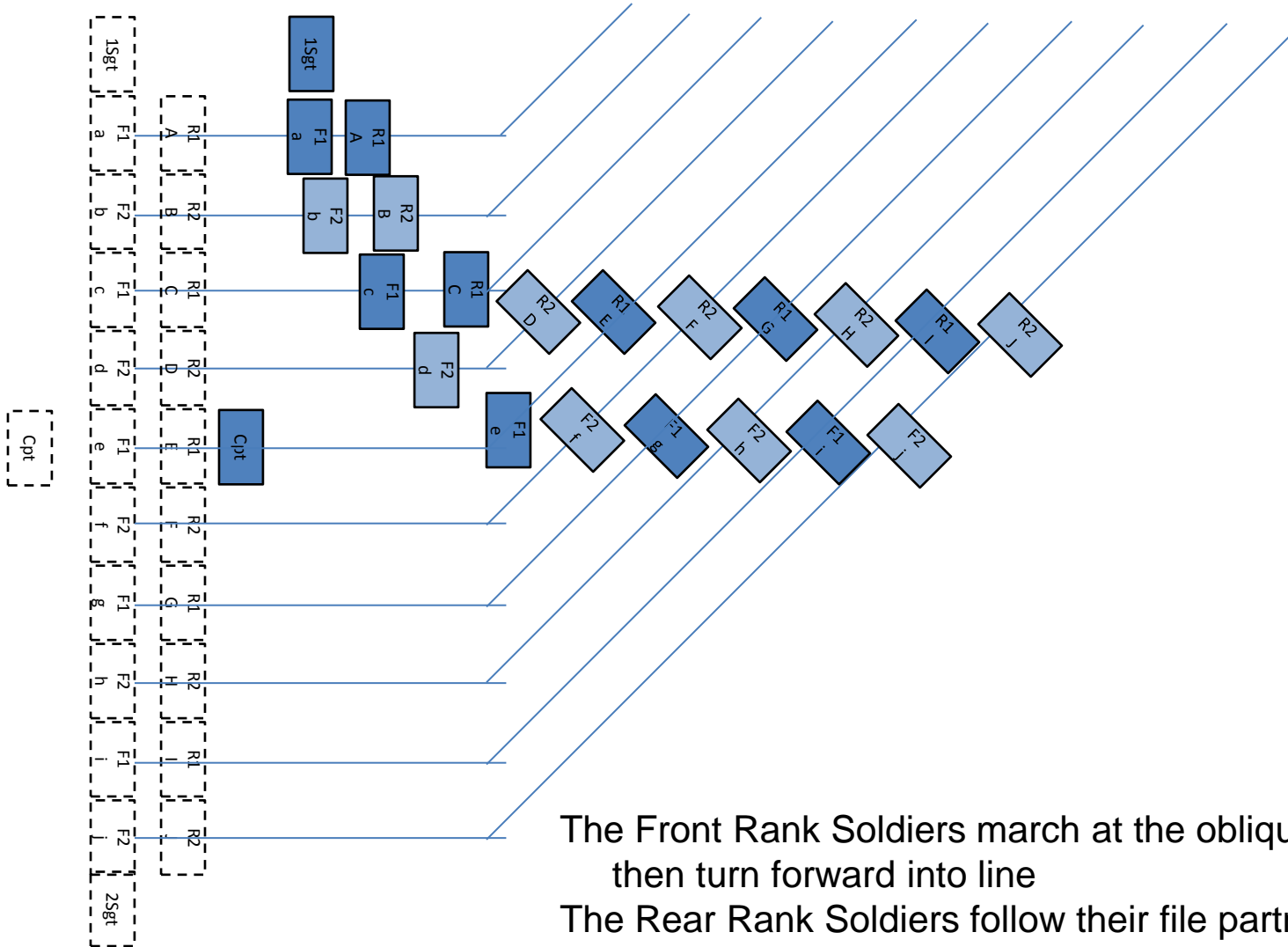
By un-doubling the files, the soldiers are aligned in their proper intervals:  
 Front Rank = a, b, c, d, e, f, g, h, i, j  
 Rear Rank = A, B, C, D, E, F, G, H, I, J



Doubled rank shortens step to undouble the files



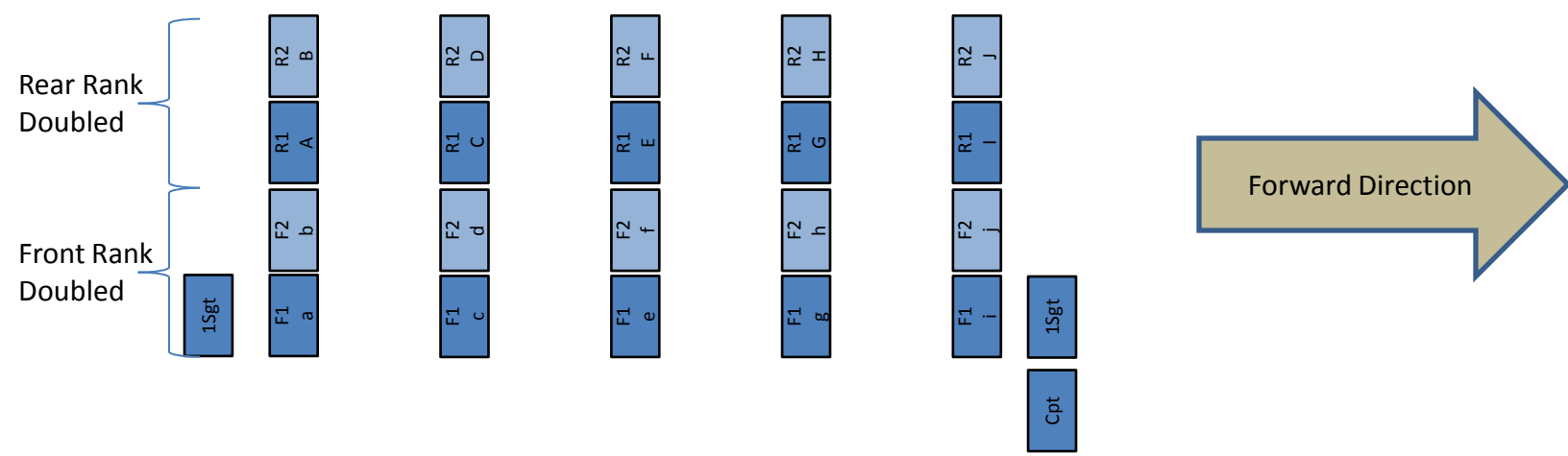




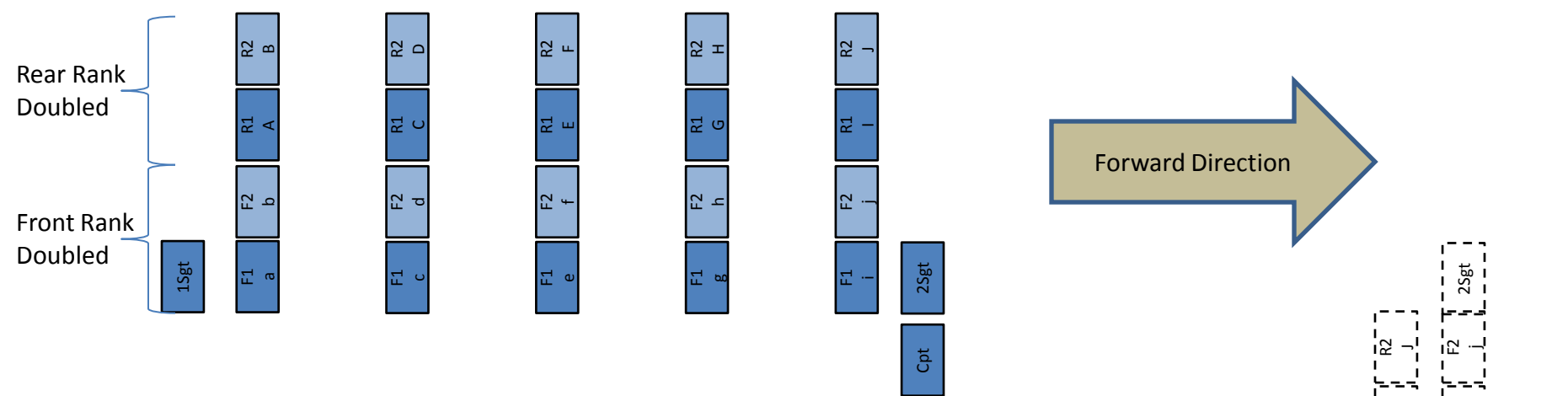
The Front Rank Soldiers march at the oblique to their interval,  
 then turn forward into line  
 The Rear Rank Soldiers follow their file partner

By Company, Into Line

**MARCHING BY THE RIGHT FLANK  
&  
FACED ABOUT**



Marching by the Right flank & Faced About

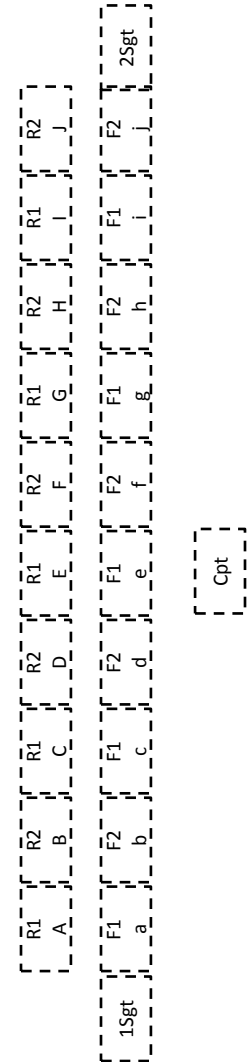


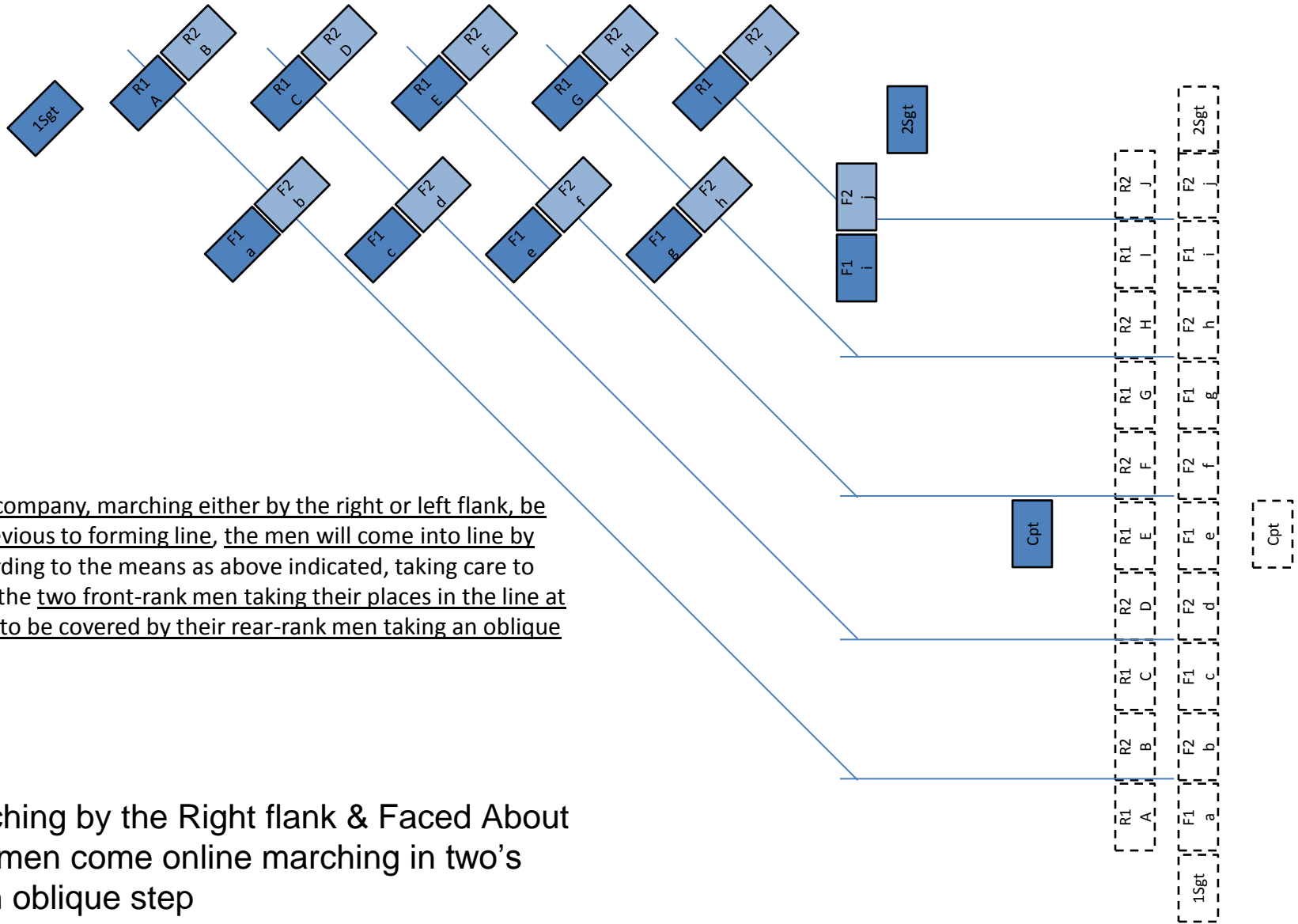
When faced about, the soldiers are already paired in their proper intervals, but in reverse order

Front Rank = i-j, g-h, e-f, c-d, a-b

Rear Rank = I-J, G-H, E-F, C-D, A-B

Marching by the Right flank & Faced About  
The Second Sergeant is the Guide

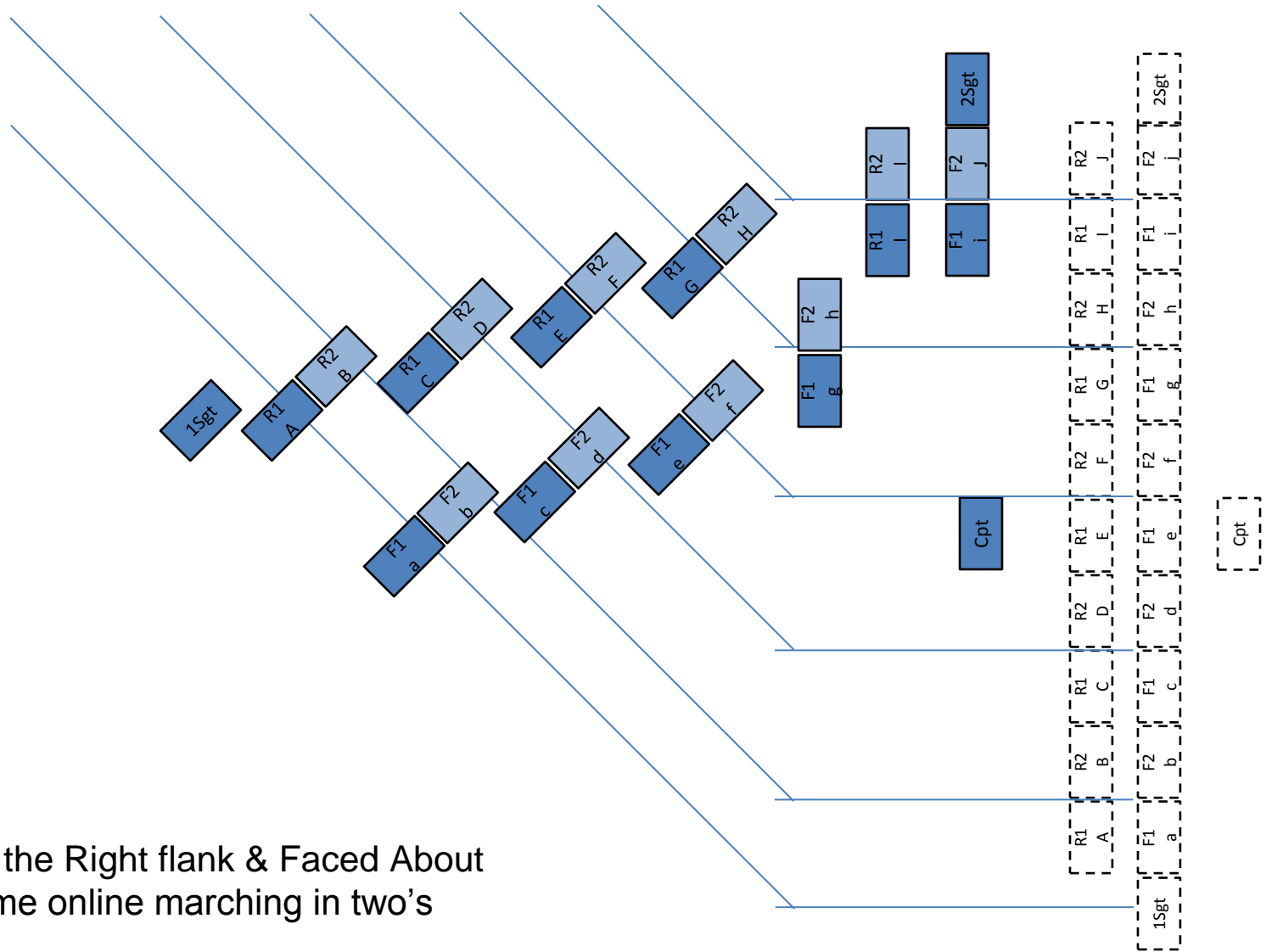




S.C. 159. If the company, marching either by the right or left flank, be faced about previous to forming line, the men will come into line by twos, and according to the means as above indicated, taking care to undouble files, the two front-rank men taking their places in the line at the same time, to be covered by their rear-rank men taking an oblique step.

Marching by the Right flank & Faced About  
 The men come online marching in two's  
 at an oblique step

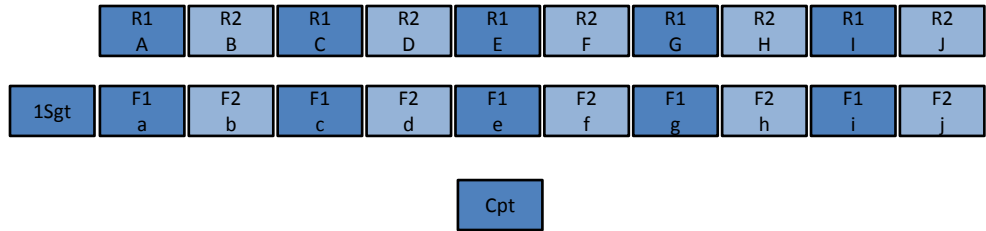
Marching by the Right flank & Faced About  
 The men come online marching in two's



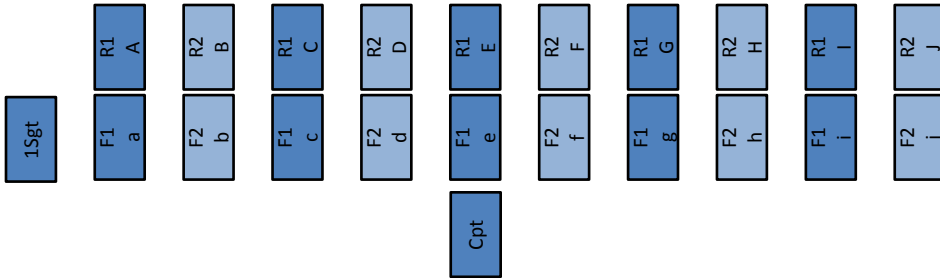
By Company, Into Line

# **MARCHING BY THE LEFT FLANK**

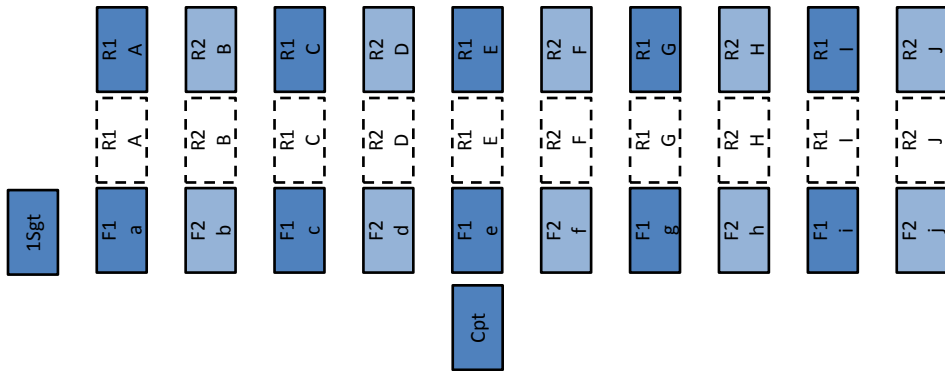




Company formed

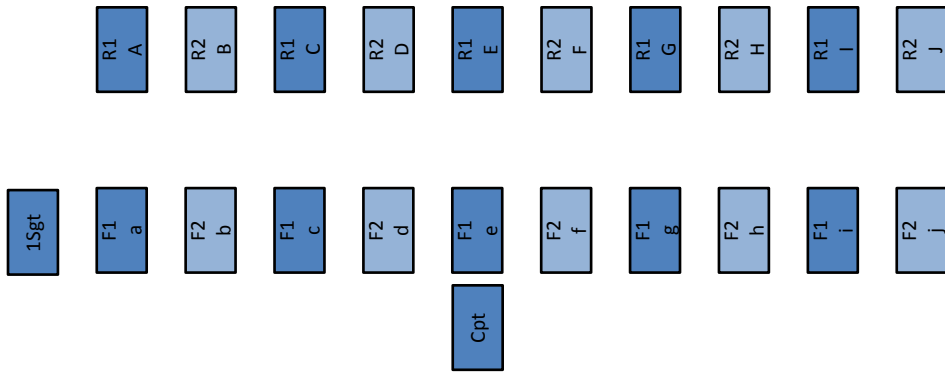


Left Face  
Step 1 = face to the left



Left Face

Step 2 = entire rear rank steps as one to the side



Left Face  
Step 2 = result

1Sgt

F1  
a

R1  
A

F2  
b

F1  
a

R2  
B

R1  
A

F1  
c

F1  
c

R1  
C

F2  
d

F1  
c

R2  
D

R1  
C

Cpt

F1  
e

F1  
e

R1  
E

F2  
f

F1  
e

R2  
F

R1  
E

F1  
g

F1  
g

R1  
G

F2  
h

F1  
g

R2  
H

R1  
G

F1  
i

F1  
i

R1  
I

F2  
j

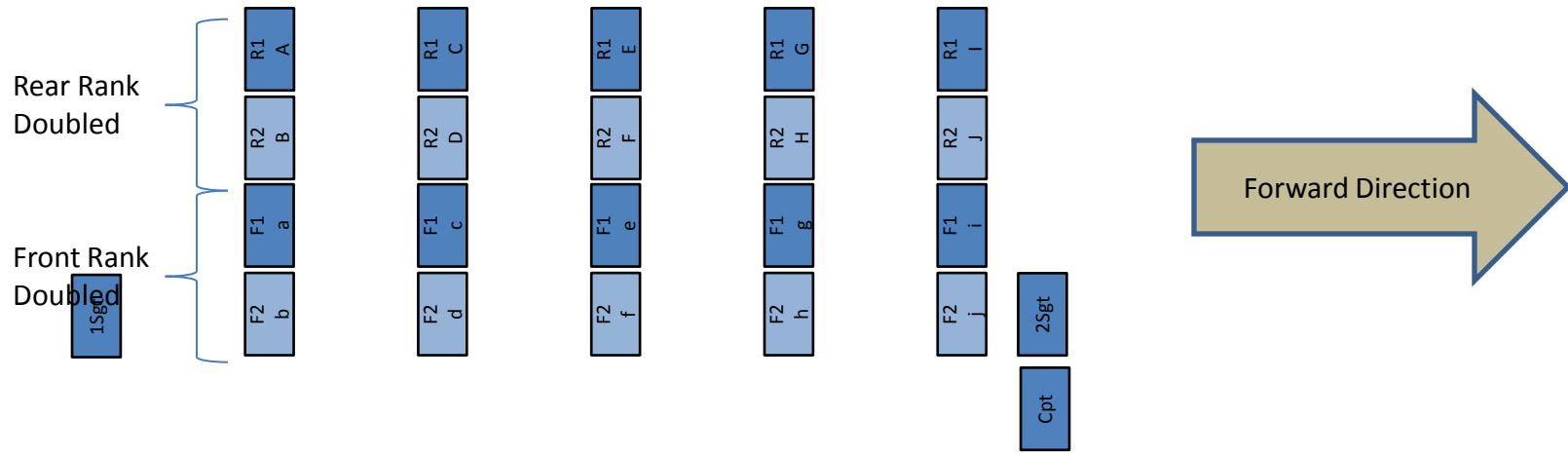
F1  
i

R2  
J

R1  
I

2Sgt

Left Face  
Step 3 = one's double



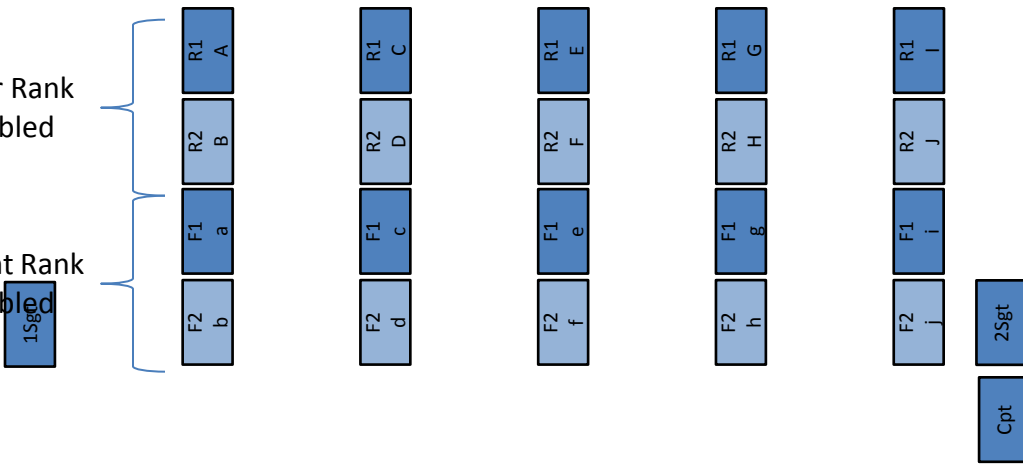
Marching by the Left flank

By Company, Into Line

# **MARCHING BY THE LEFT FLANK BY COMPANY, INTO LINE**

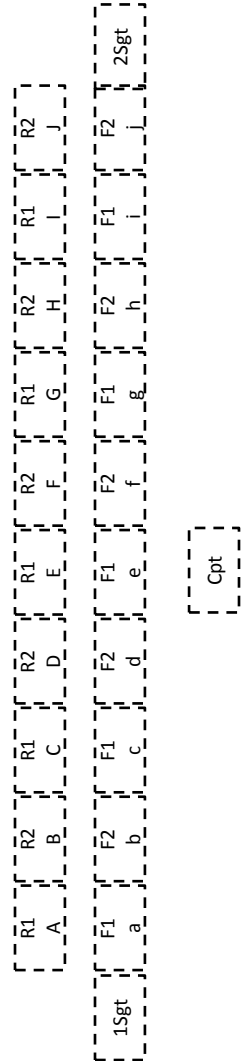
Rear Rank  
Doubled

Front Rank  
Doubled

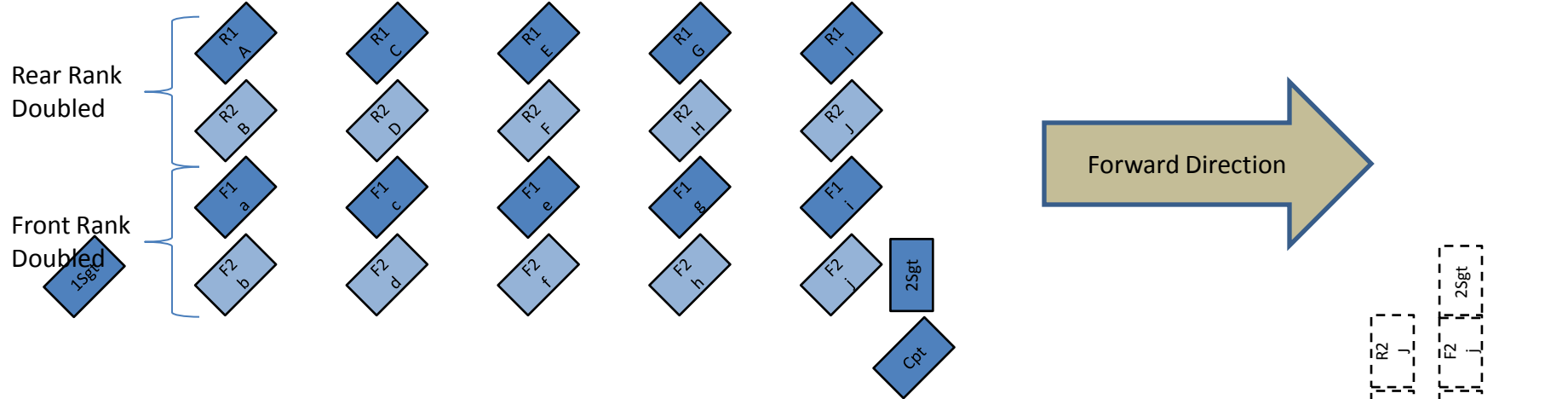


Forward Direction

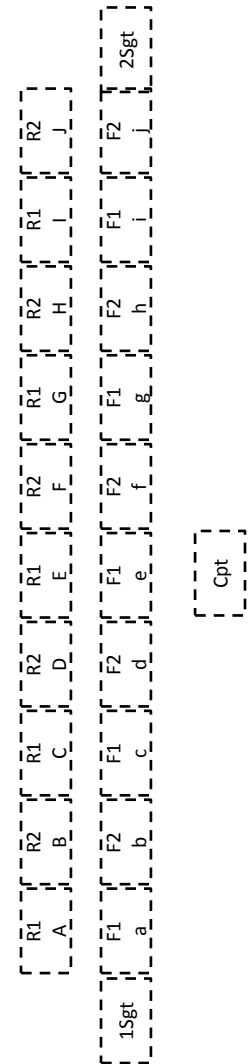
Marching by the Left flank  
The Second Sergeant is the Guide

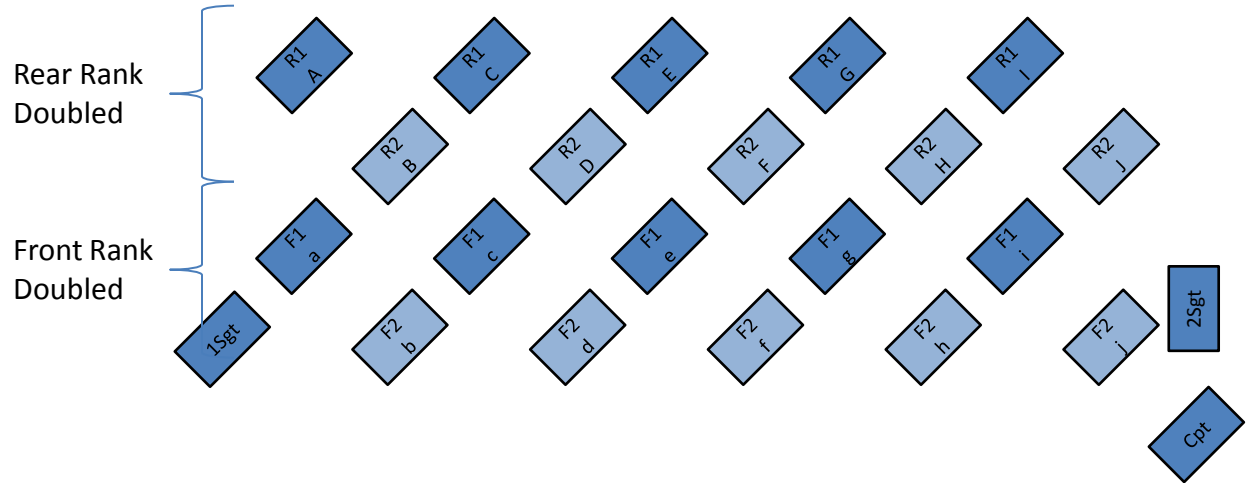




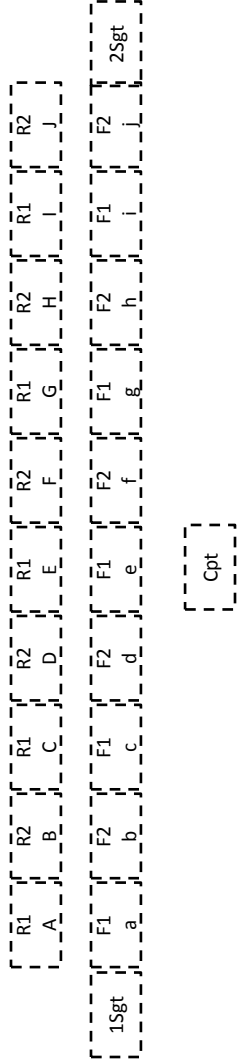


### March at the Oblique

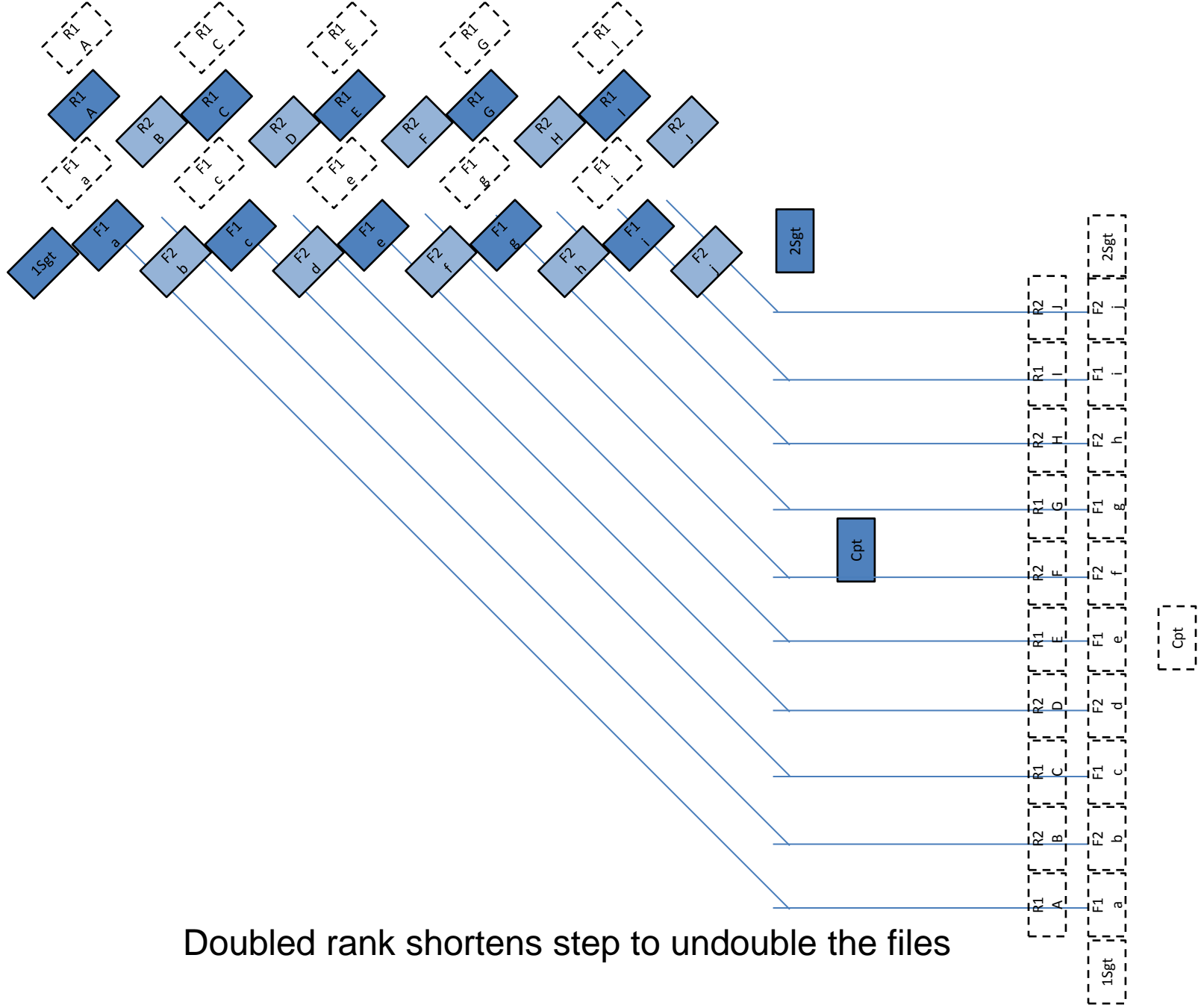




By un-doubling the files, the soldiers are aligned in their proper intervals, but in reverse order:  
 Front Rank = j, i, h, g, f, e, d, c, b, a  
 Rear Rank = J, I, H, G, F, E, D, C, B, A

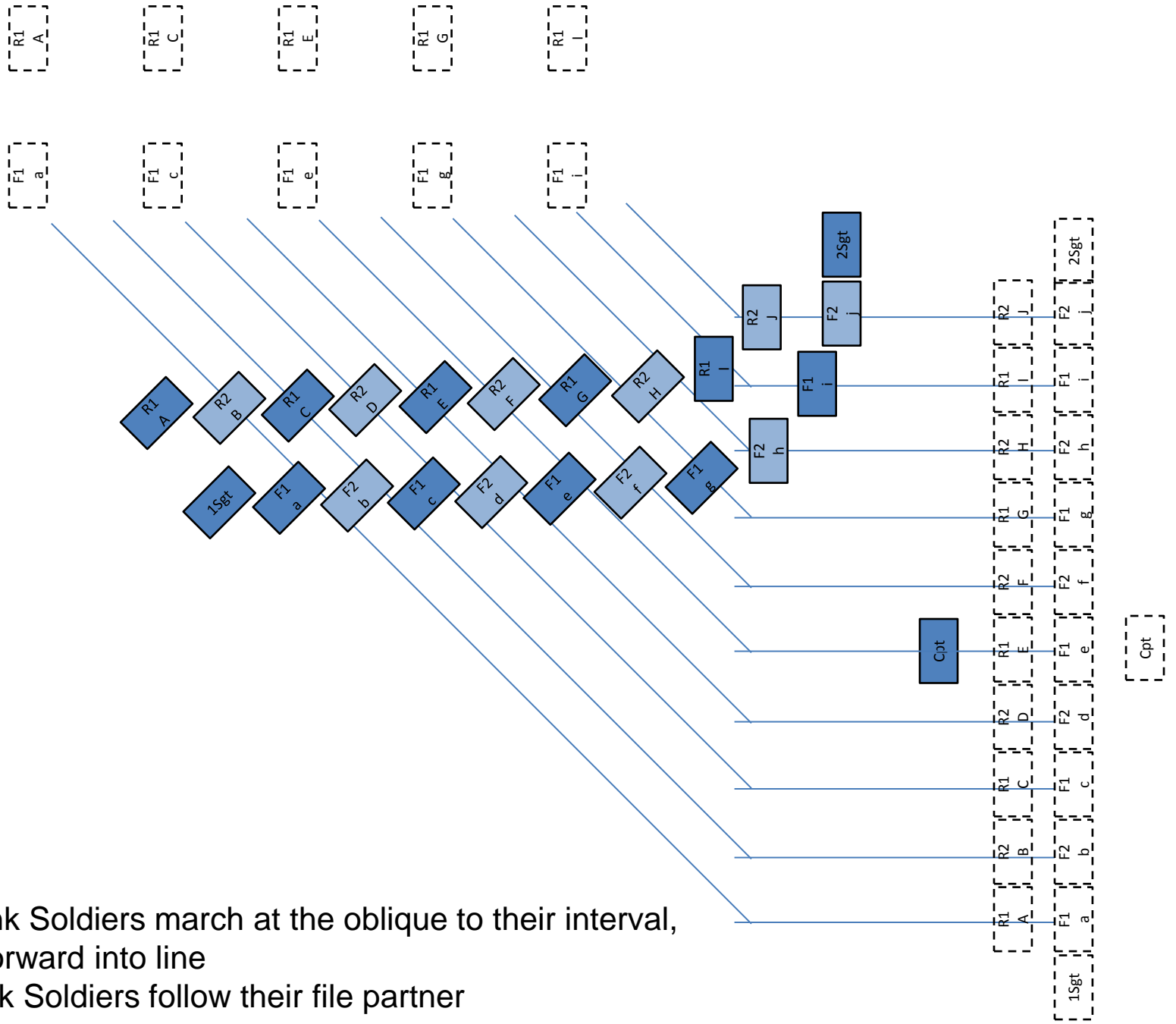


Doubled rank shortens step to undouble the files



Doubled rank shortens step to undouble the files

The Front Rank Soldiers march at the oblique to their interval,  
 then turn forward into line  
 The Rear Rank Soldiers follow their file partner



By Company, Into Line

**MARCHING BY THE LEFT FLANK  
&  
FACED ABOUT**

2Sgt  
Cpt

R1 I R2 J F1 i F2 j

R1 G R2 H F1 g F2 h

R1 E R2 F F1 e F2 f

R1 C R2 D F1 c F2 d

R1 A R2 B F1 a F2 b

1Sgt

# Marching by the Left flank & Faced About



15gt  
Cpt

R1 A R2 B F1 a F2 b

R1 C R2 D F1 c F2 d

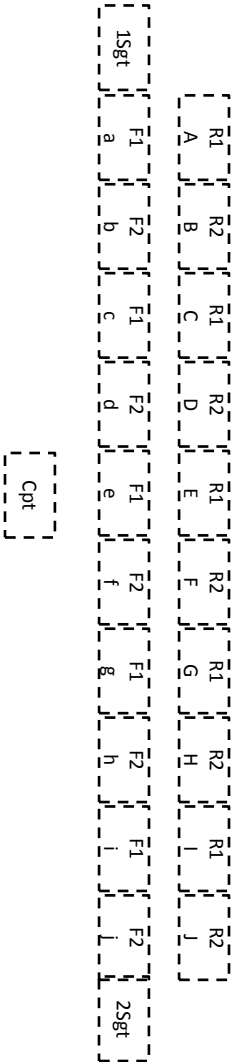
R1 E R2 F F1 e F2 f

R1 G R2 H F1 g F2 h

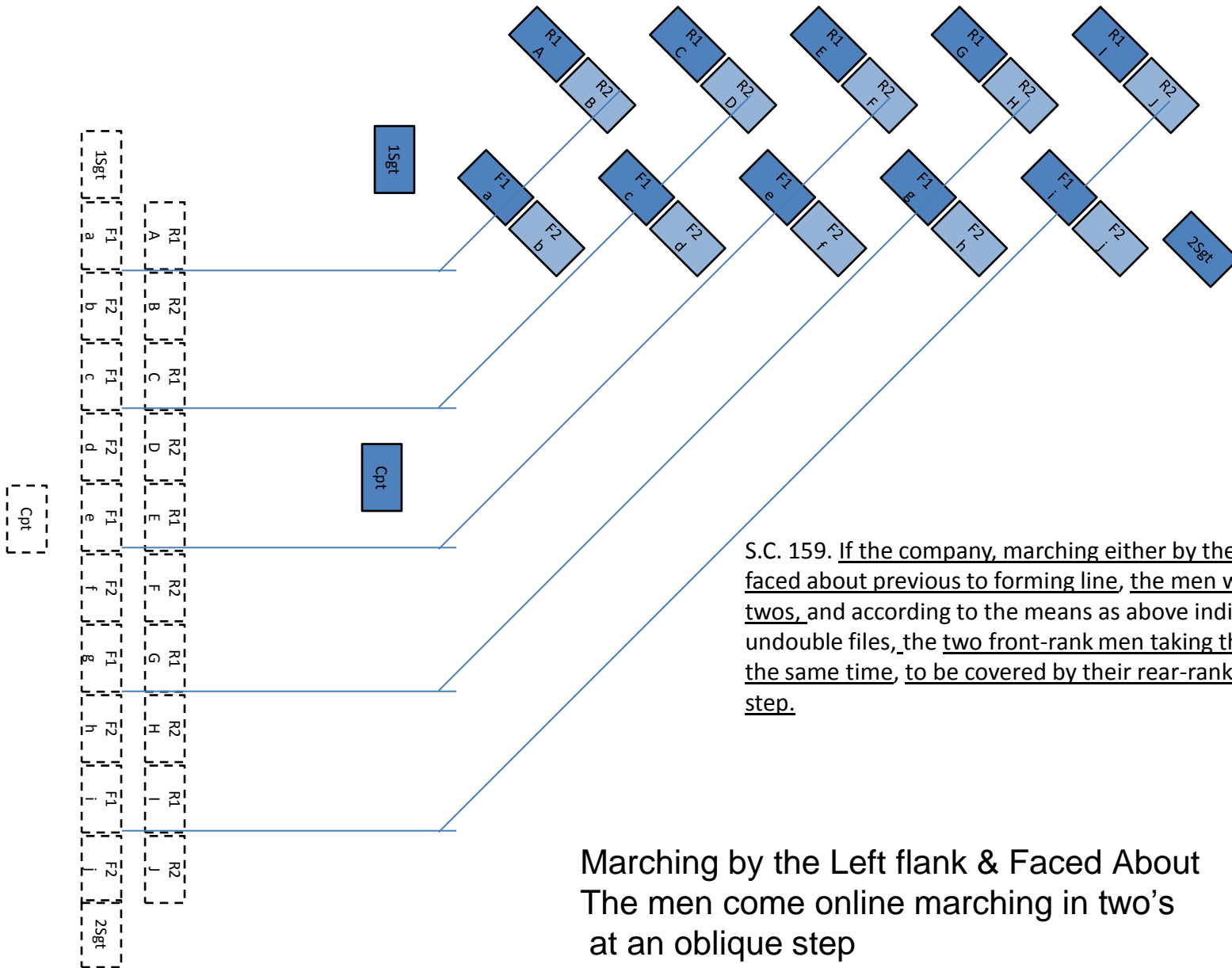
R1 I R2 J F1 i F2 j

25gt

When faced about, the soldiers are already paired in their proper intervals:  
 Front Rank = a-b, c-d, e-f, g-h, i-j  
 Rear Rank = A-B, C-D, E-F, G-H, I-J



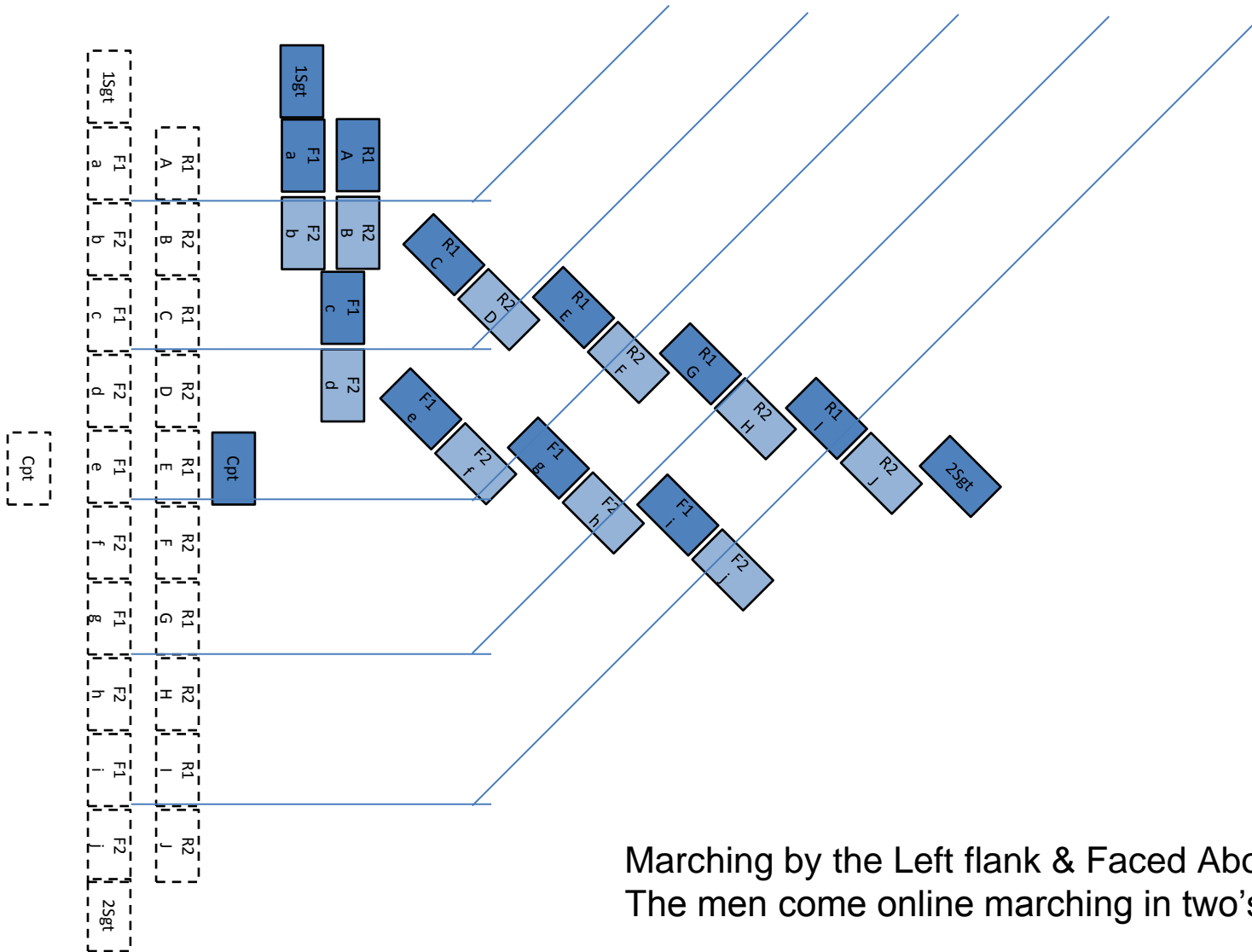
Marching by the Left flank & Faced About  
 The First Sergeant is the Guide



S.C. 159. If the company, marching either by the right or left flank, be faced about previous to forming line, the men will come into line by twos, and according to the means as above indicated, taking care to undouble files, the two front-rank men taking their places in the line at the same time, to be covered by their rear-rank men taking an oblique step.

Marching by the Left flank & Faced About  
The men come online marching in two's  
at an oblique step





Marching by the Left flank & Faced About  
The men come online marching in two's

# Summary

- When marching by either the right or left flank,
  - March at the oblique, then
  - Undouble the files, then
  - Come online singly in succession
- When marching by either the right or left flank, AND faced about
  - March at the oblique in pairs, then
  - Come online in pairs marching abreast
- Be aware of who is the guide!
  - Deploy to the right of the Second Sergeant
  - Deploy to the left of the First Sergeant