



School Of The Battalion

PUTTING IT TOGETHER

BY THE RIGHT OF COMPANIES TO THE REAR INTO COLUMN

STEVE GIOVANNINI

01 APRIL 2014

To Break to the Rear ... into column

Casey's School of the Battalion, ARTICLE II.

From the Halt

- **S.B. 108.** When the colonel shall wish to cause the battalion to break to the rear, by the right, into column by company, he will command:
 - 1. By the right of companies to the rear into column.
 - 2. Battalion right—FACE.
 - 3. MARCH (or double quick—MARCH).
- **S.B. 109.** At the first command, each captain will place himself before the centre of his company, and caution it to face to the right; the covering sergeants will step into the front rank.
- **S.B. 111.** At the second command, the battalion will face to the right; each captain will hasten to the right of his company, and break two files to the rear; the first file will break the whole depth of the two ranks; the second file less; which being executed, the captain will place himself so that his breast may touch lightly the left arm of the front rank man of the last file in the company next on the right of his own. The captain of the right company will place himself as if there were a company on his right, and will align himself on the other captains. The covering sergeant of each company will break to the rear with the right files, and place himself before the front rank of the first file, to conduct him. The guides, who in similar movements place themselves in front of the leading front-rank men to conduct them, will face toward those points on which it is intended the subdivision shall march. *This rule is general.*
- **S.B. 112.** At the command march, the first file of each company will wheel to the right; the covering sergeant, placed before this file, will conduct it perpendicularly to the rear. The other files will come successively to wheel on the same spot. The captains will stand fast, see their companies file past, and at the instant the last file shall have wheeled, each captain will command:
 - 1. Such company. 2. HALT. 3. FRONT. 4. Left—DRESS.

To Break to the Rear ... into column

Casey's School of the Battalion, ARTICLE II.

From the March

- **S.B. 118.** The battalion marching in line of battle, when the colonel shall wish to break into column by company, to the rear, by the right, he will command:
 - 1. By the right of companies to the rear into column.
 - 2. Battalion, by the right flank.
 - 3. MARCH (or double quick—MARCH).
- **S.B. 119.** At the first command, each captain will step briskly in front of the centre of his company, and caution it to face by the right flank.
- **S.B. 121.** At the command march, the battalion will face to the right; each captain will move rapidly to the right of his company and cause it to break to the right; the first file of each company will wheel to the right, and the covering sergeant placed in front of this file will conduct it perpendicularly to the rear; the other files will wheel successively at the same place as the first. The captains will see their companies file past them; when the last files have wheeled, the colonel will command:
 - 4. Battalion, by the left flank—MARCH.
 - 5. Guide left.

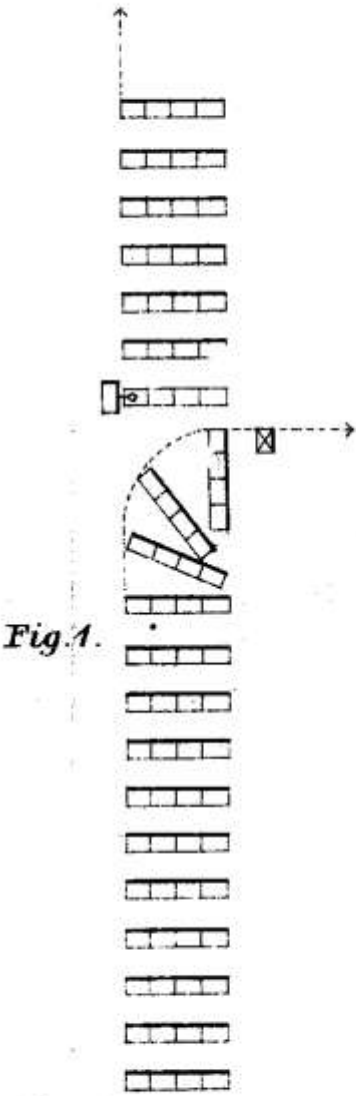


Fig. 1.
 Showing manner of
 breaking off files.
 No. 111.

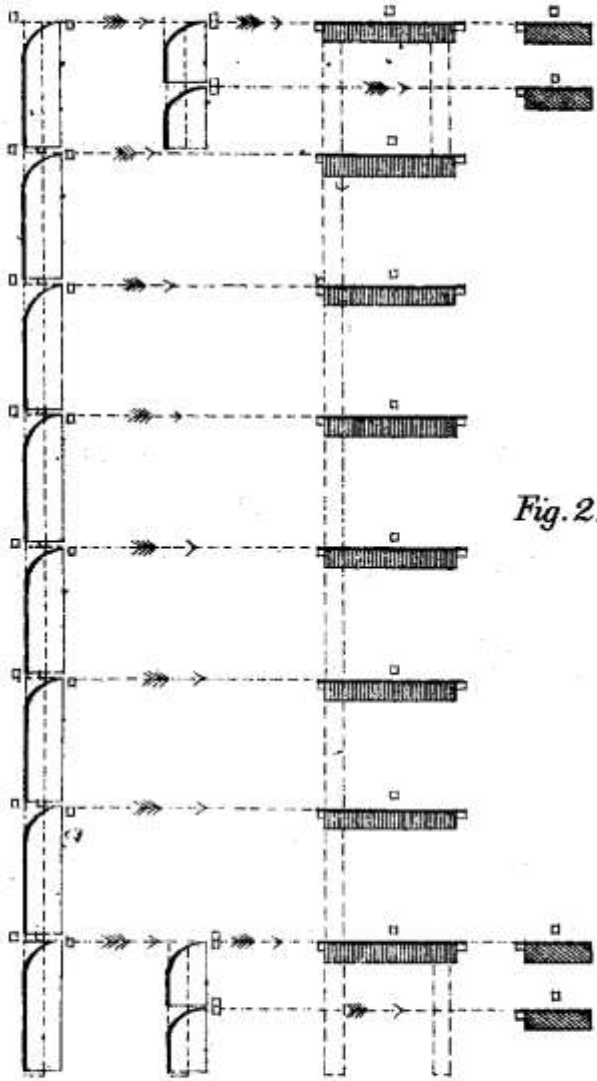


Fig. 2.
 To break to the rear by the right, into
 column. No. 108.

School of the Battalion
 To break into column by company,
 to the rear, by the right.

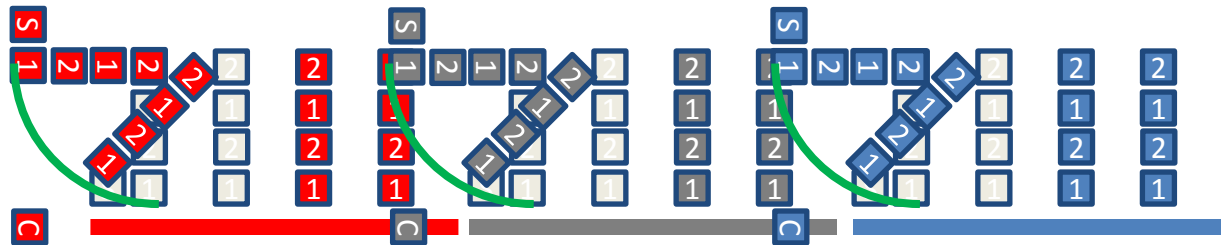
Same size companies

FROM THE HALT

“right – FACE”

part 2 = right 2 files break to the rear

Question: How does the front four break to the rear without walking through the rear rank of the Company on their Right Flank?

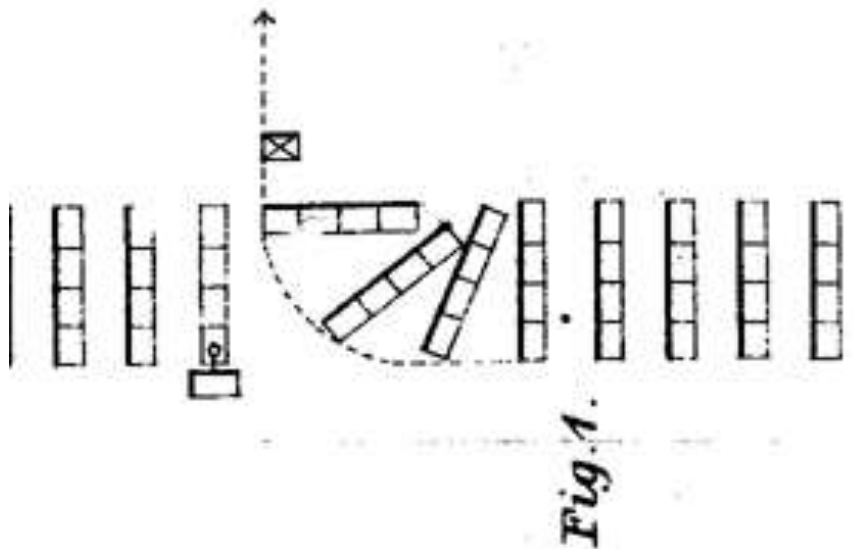


Answer:

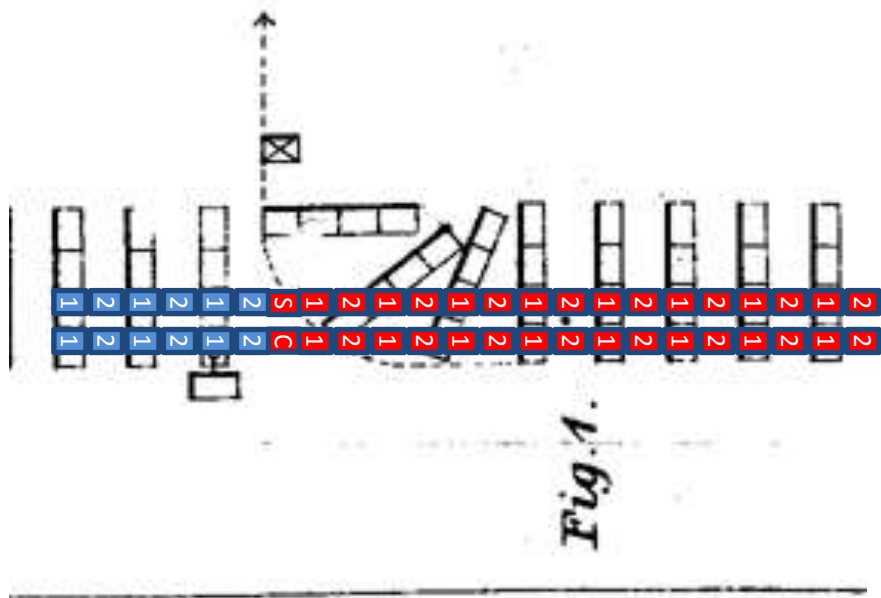
Let's take a closer look at the School of the Battalion illustration

The illustration shows the alignment *after* the first three files of a company have already broken to the rear.

But how does the resulting alignment compare to the alignment that existed prior to the maneuver?

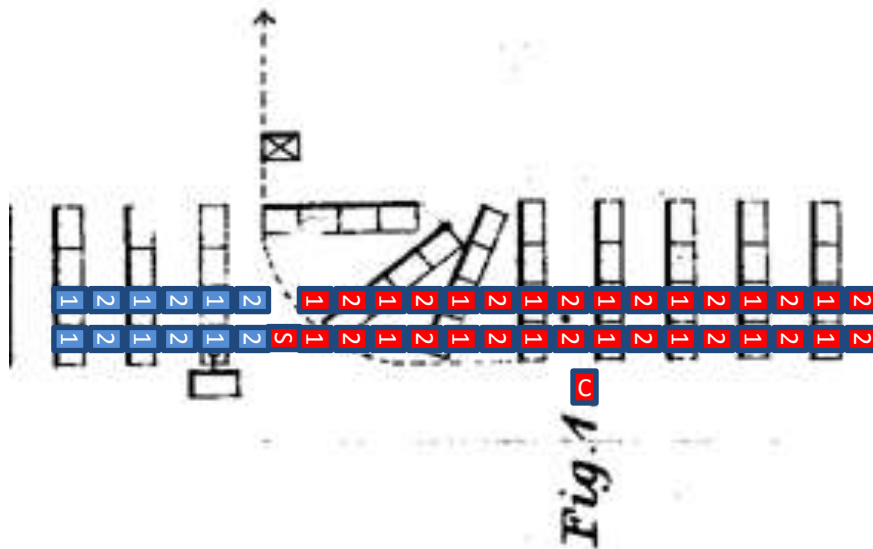


Let's create the alignment that existed prior to the maneuver.



1. By the right of companies to the rear into column.

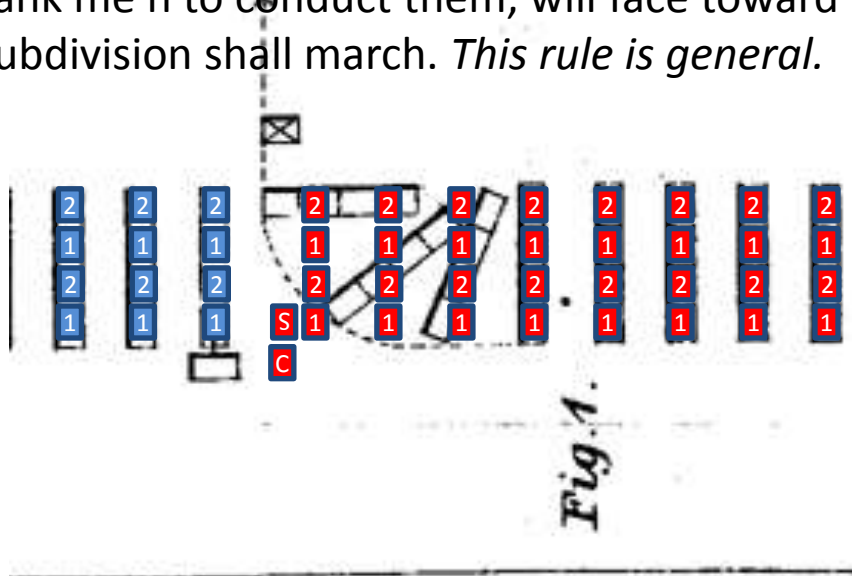
S.B. 109. At the first command, each captain will place himself before the centre of his company, and caution it to face to the right; the covering sergeants will step into the front rank.



2. Battalion right—FACE.

Part 1 = face to the right and double

S.B. 111. At the second command, the battalion will face to the right; each captain will hasten to the right of his company, and break two files to the rear; the first file will break the whole depth of the two ranks; the second file less; which being executed, the captain will place himself so that his breast may touch lightly the left arm of the front rank man of the last file in the company next on the right of his own. The captain of the right company will place himself as if there were a company on his right, and will align himself on the other captains. The covering sergeant of each company will break to the rear with the right files, and place himself before the front rank of the first file, to conduct him. The guides, who in similar movements place themselves in front of the leading front-rank men to conduct them, will face toward those points on which it is intended the subdivision shall march. *This rule is general.*

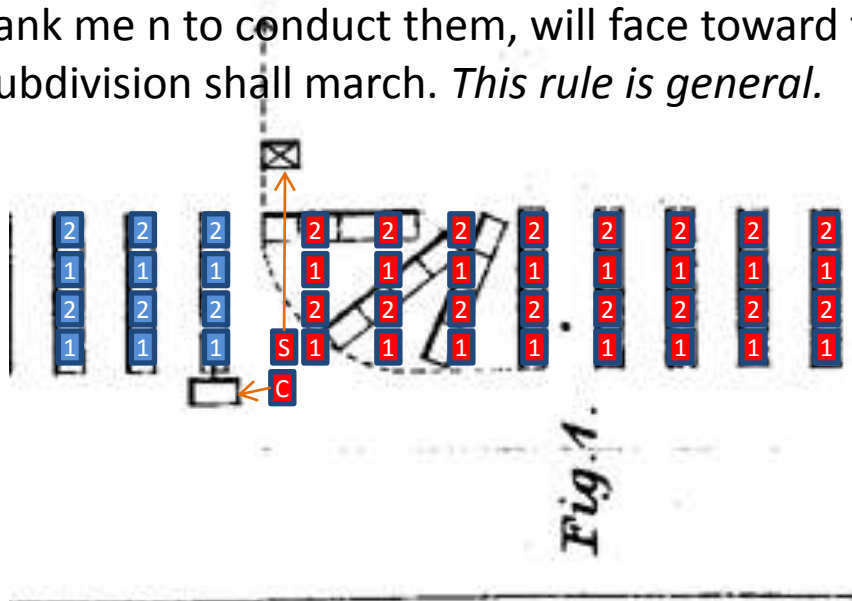


2. Battalion right—FACE.

Part 2 = break two files to the rear

S.B. 111. At the second command, the battalion will face to the right; each captain will hasten to the right of his company, and break two files to the rear; the first file will break the whole depth of the two ranks; the second file less; which being executed, the captain will place himself so that his breast may touch lightly the left arm of the front rank man of the last file in the company next on the right of his own. The captain of the right company will place himself as if there were a company on his right, and will align himself on the other captains. The covering sergeant of each company will break to the rear with the right files, and place himself before the front rank of the first file, to conduct him. The guides, who in similar movements place themselves in front of the leading front-rank men to conduct them, will face toward those points on which it is intended the subdivision shall march. *This rule is general.*

Face and Double



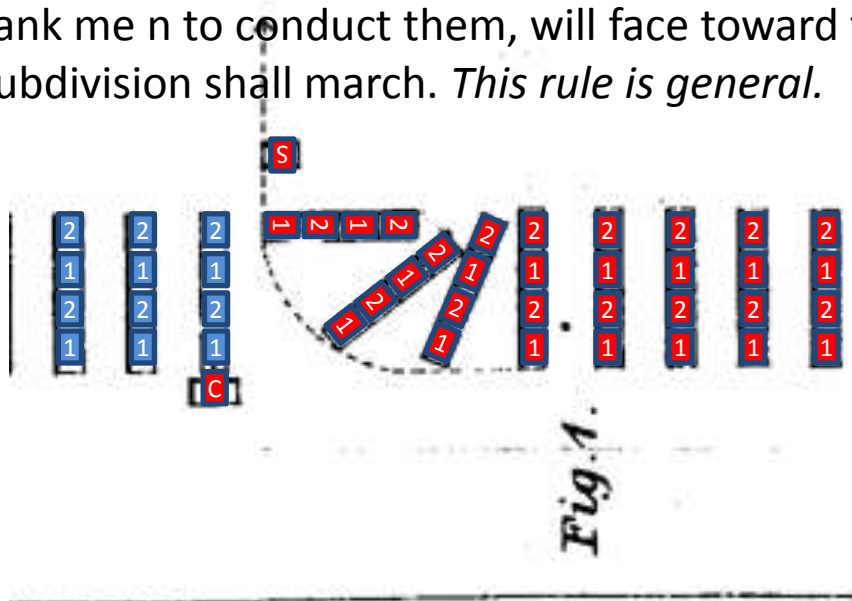
NOTE: In order to achieve the “after alignment”, when breaking to the rear, the first two files do not wheel on the pivot guide! Rather they must shift back into their Company space, such that the flank guide is aligned behind the covering sergeant.

2. Battalion right—FACE.

Part 2 = break two files to the rear

S.B. 111. At the second command, the battalion will face to the right; each captain will hasten to the right of his company, and break two files to the rear; the first file will break the whole depth of the two ranks; the second file less; which being executed, the captain will place himself so that his breast may touch lightly the left arm of the front rank man of the last file in the company next on the right of his own. The captain of the right company will place himself as if there were a company on his right, and will align himself on the other captains. The covering sergeant of each company will break to the rear with the right files, and place himself before the front rank of the first file, to conduct him. The guides, who in similar movements place themselves in front of the leading front-rank men to conduct them, will face toward those points on which it is intended the subdivision shall march. *This rule is general.*

Break to the Rear



•NOTE:

- 1st file breaks 90 degrees.
- 2nd file breaks a little more than halfway, roughly ~52 degrees. Effectively pivoting on the middle of the file.
- the 3rd file marks the point of execution for the by-file-right.

break two files to the rear: a closer look

1st file

- breaks 90 degrees.
- The flanking guide aligns behind the covering sergeant
- Rest of the file gives away from the flanking guide.

2nd file

- breaks a little more than halfway, roughly ~52 degrees.
- Effectively pivoting on the middle of the file.

3rd file

- marks the point of execution for the by-file-right.

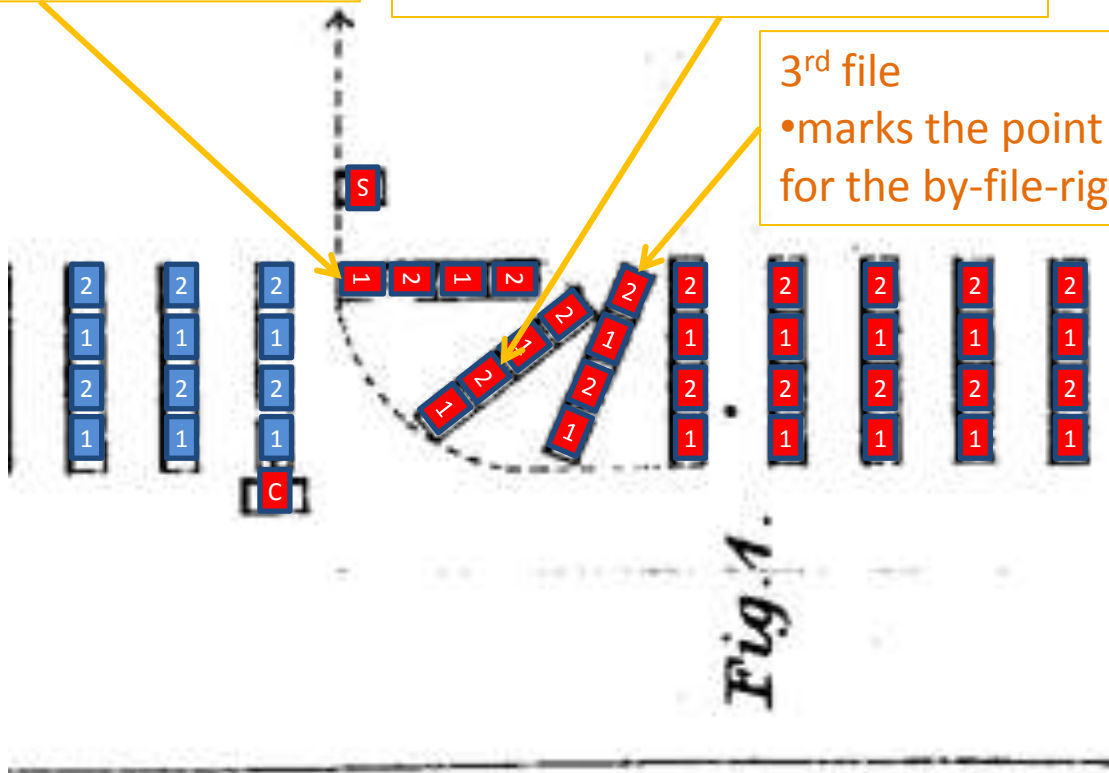
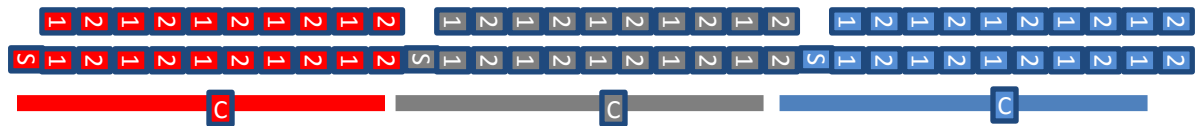
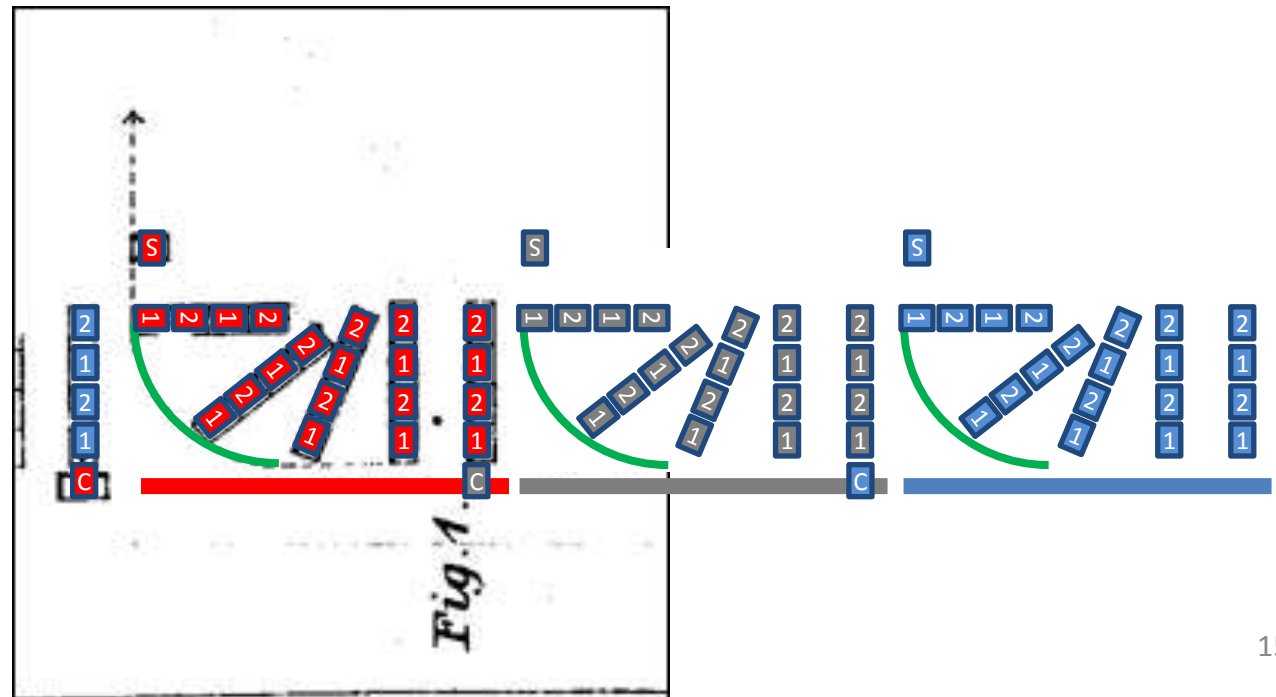


Fig. 1

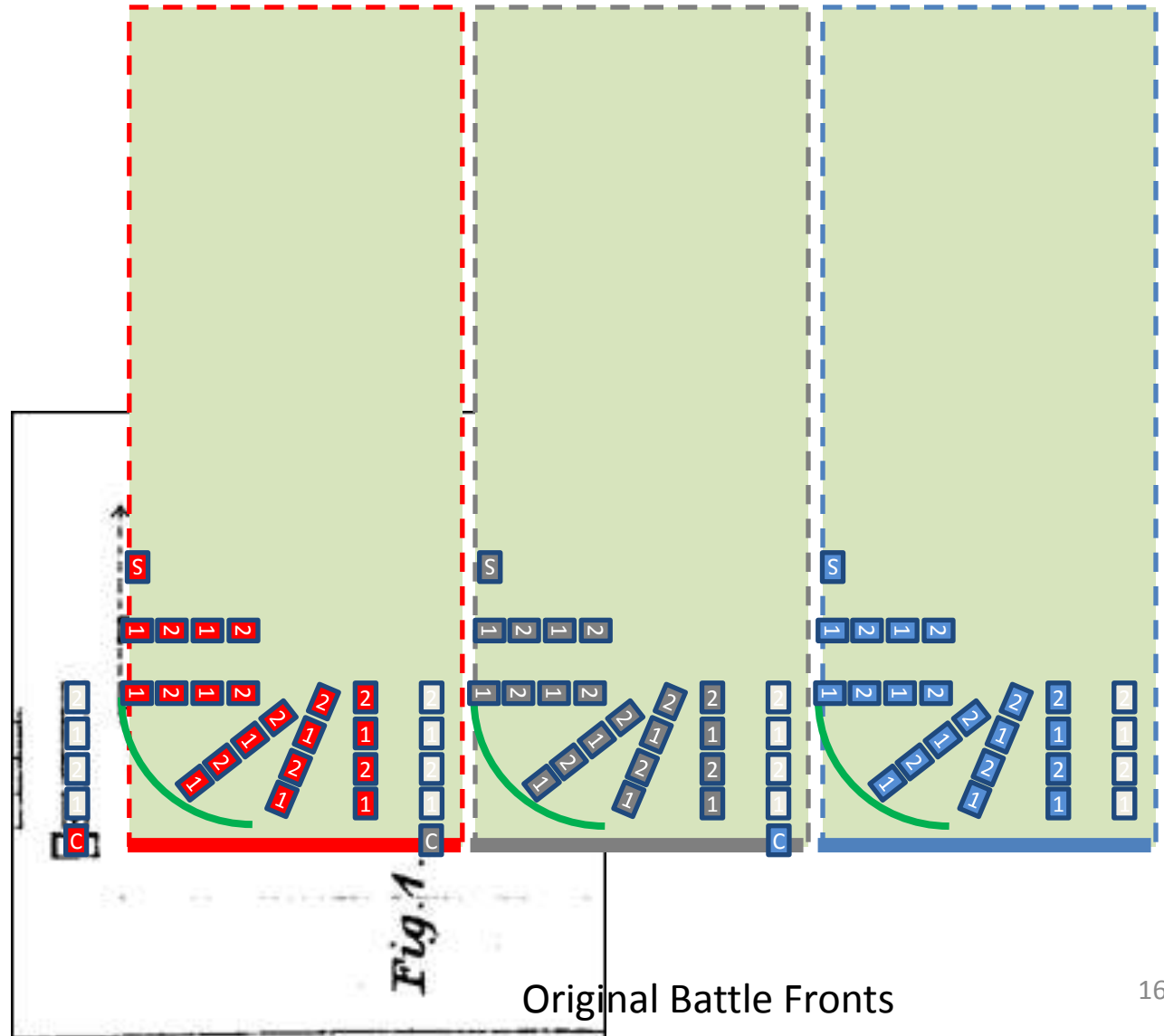
Multiple companies



Multiple companies, break to the rear



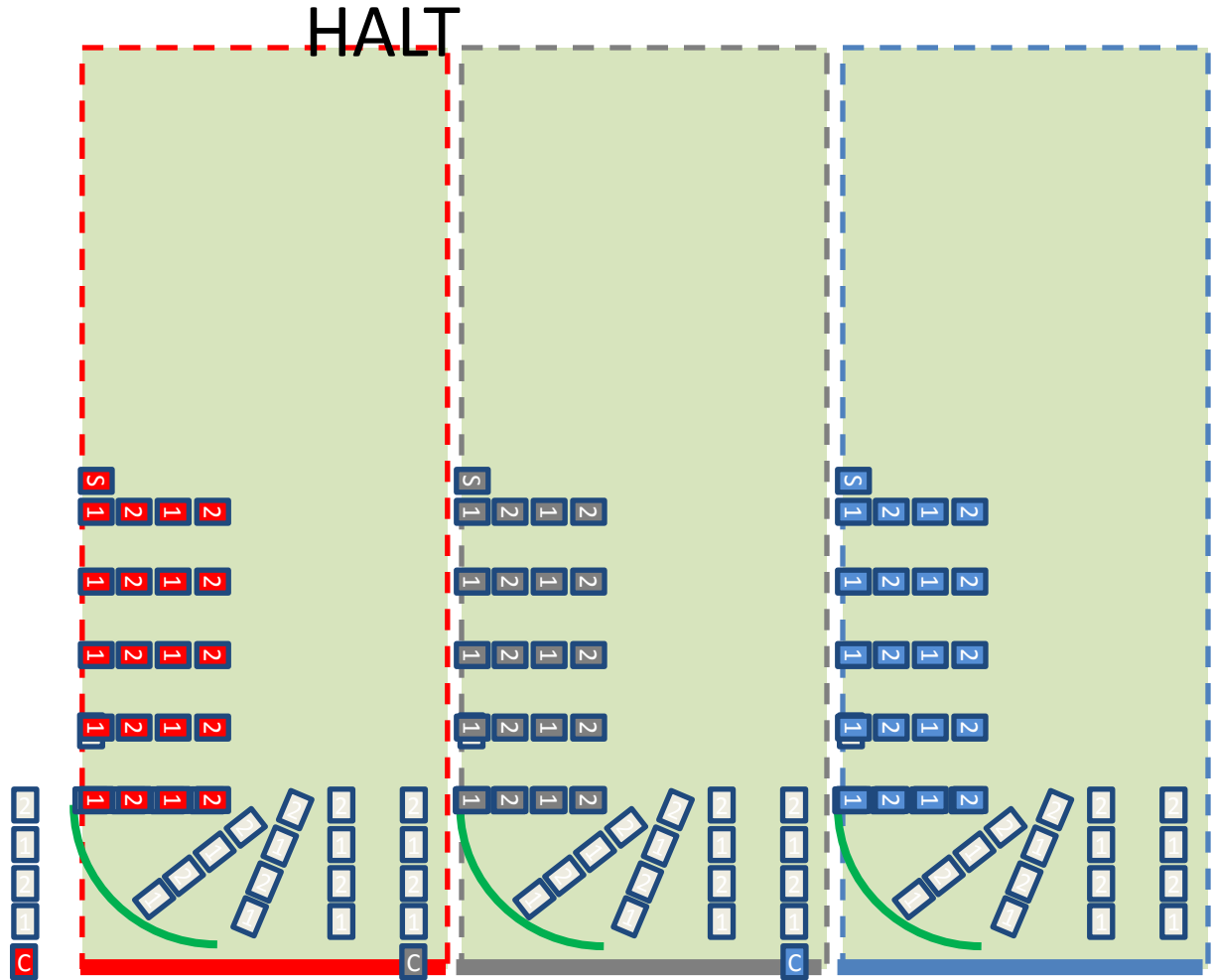
"MARCH"



Original Battle Fronts

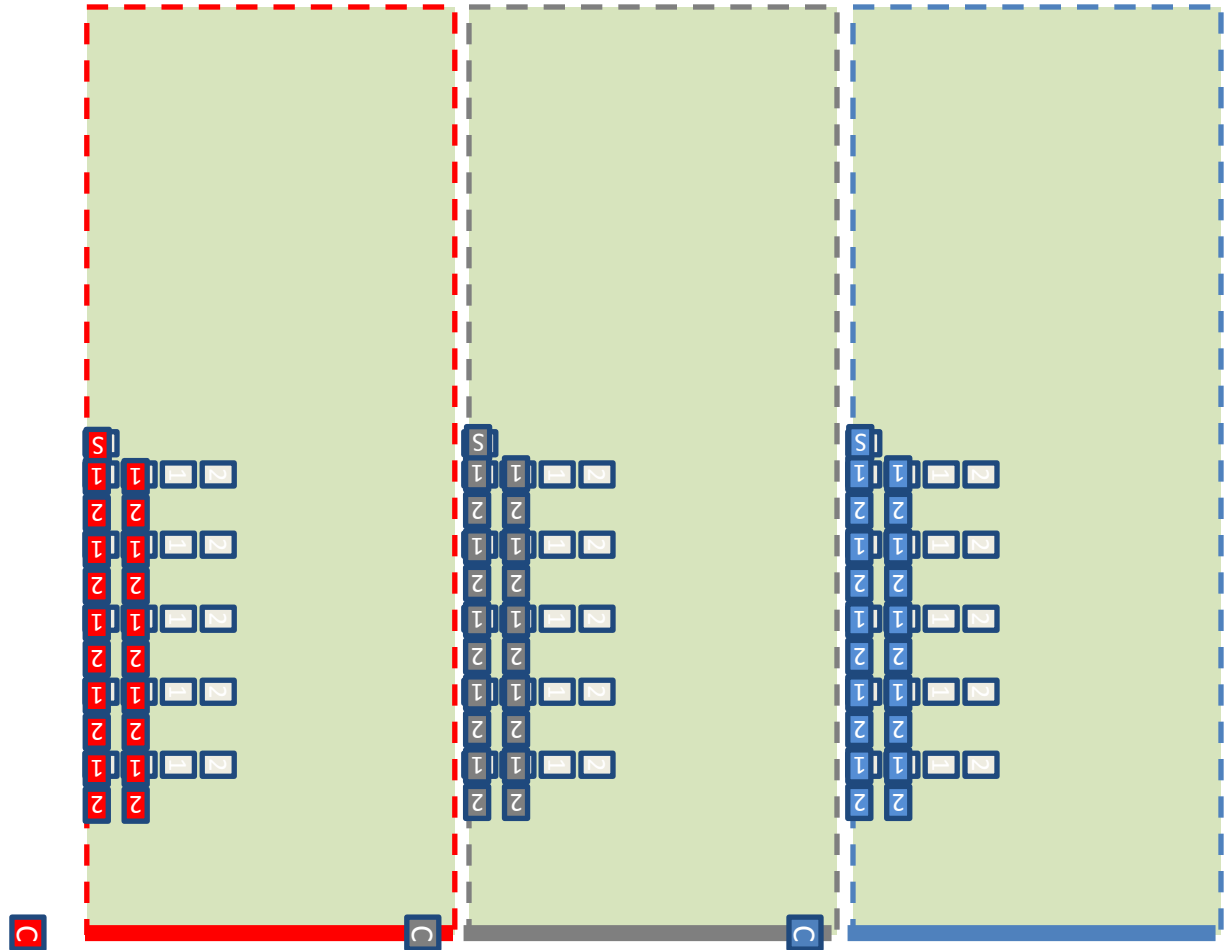
“ ... at the instant the last file shall have wheeled,
each captain will command ...”

Companies are of
equal size



FRONT

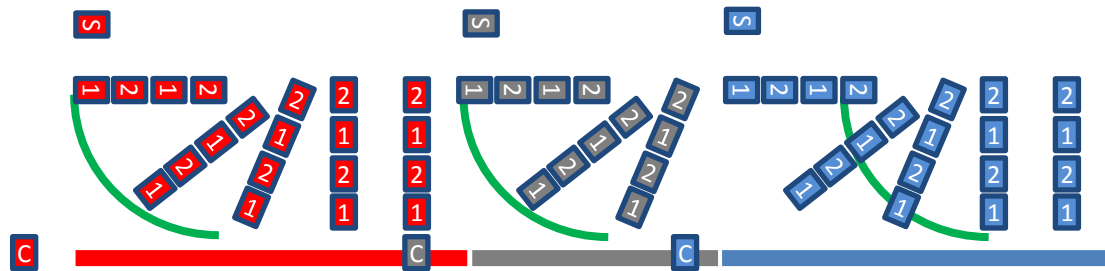
left - DRESS



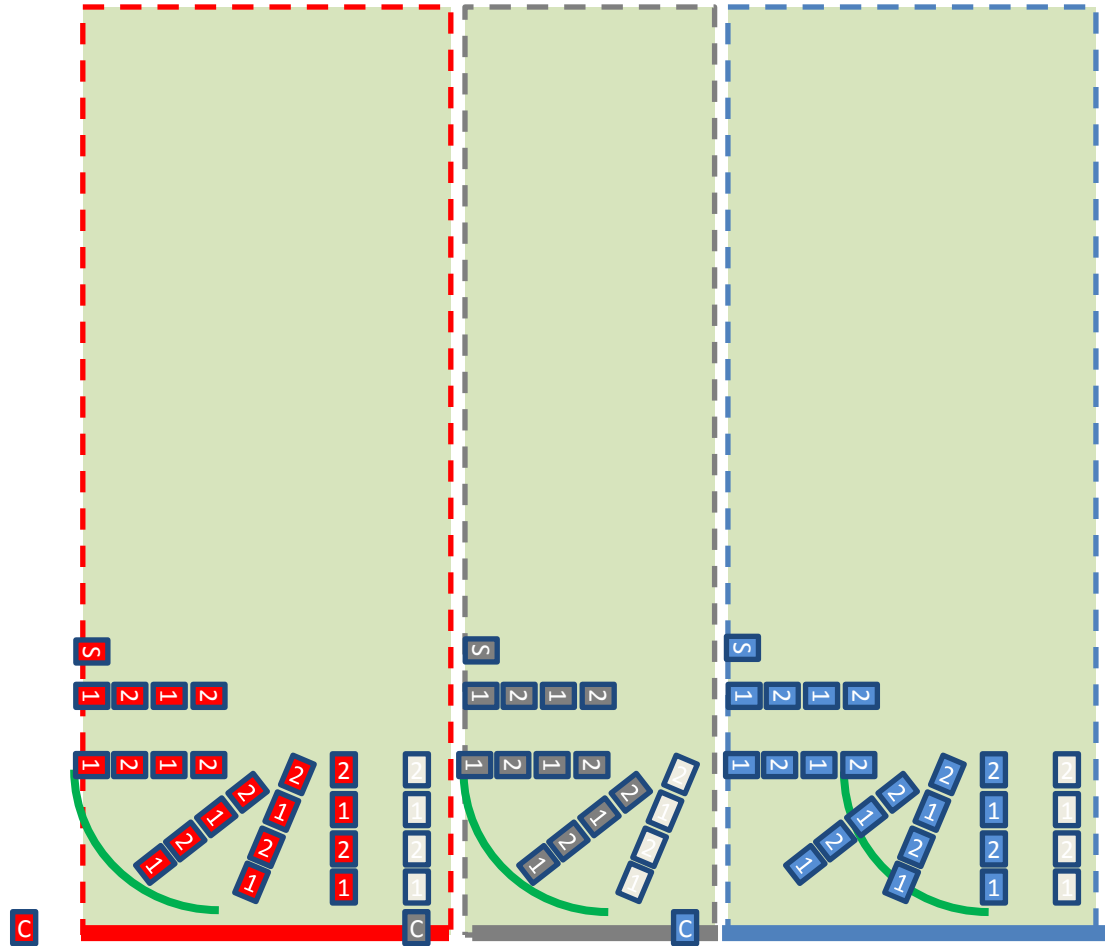
Different size companies

FROM THE HALT

Multiple companies, break to the rear



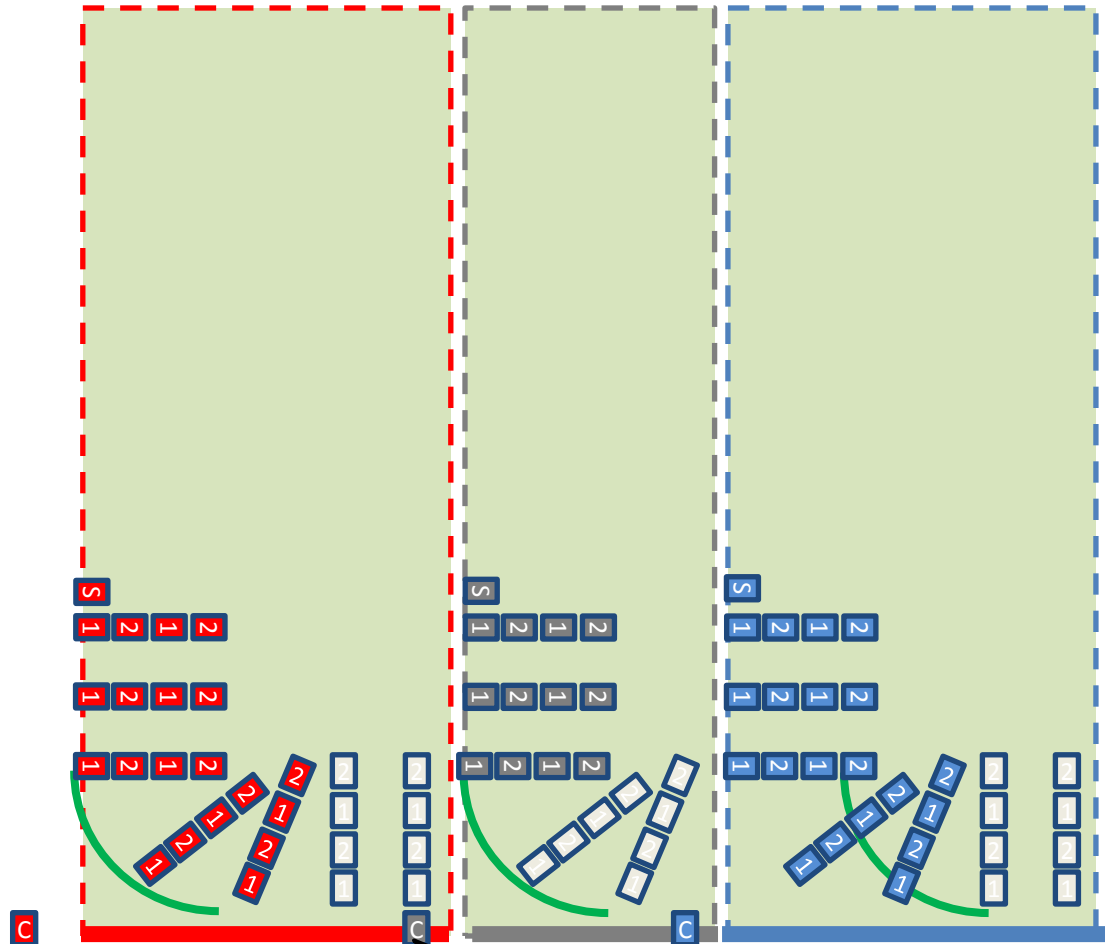
“MARCH”



Original Battle Fronts

“ ... at the instant the last file shall have wheeled,
each captain will command ...”

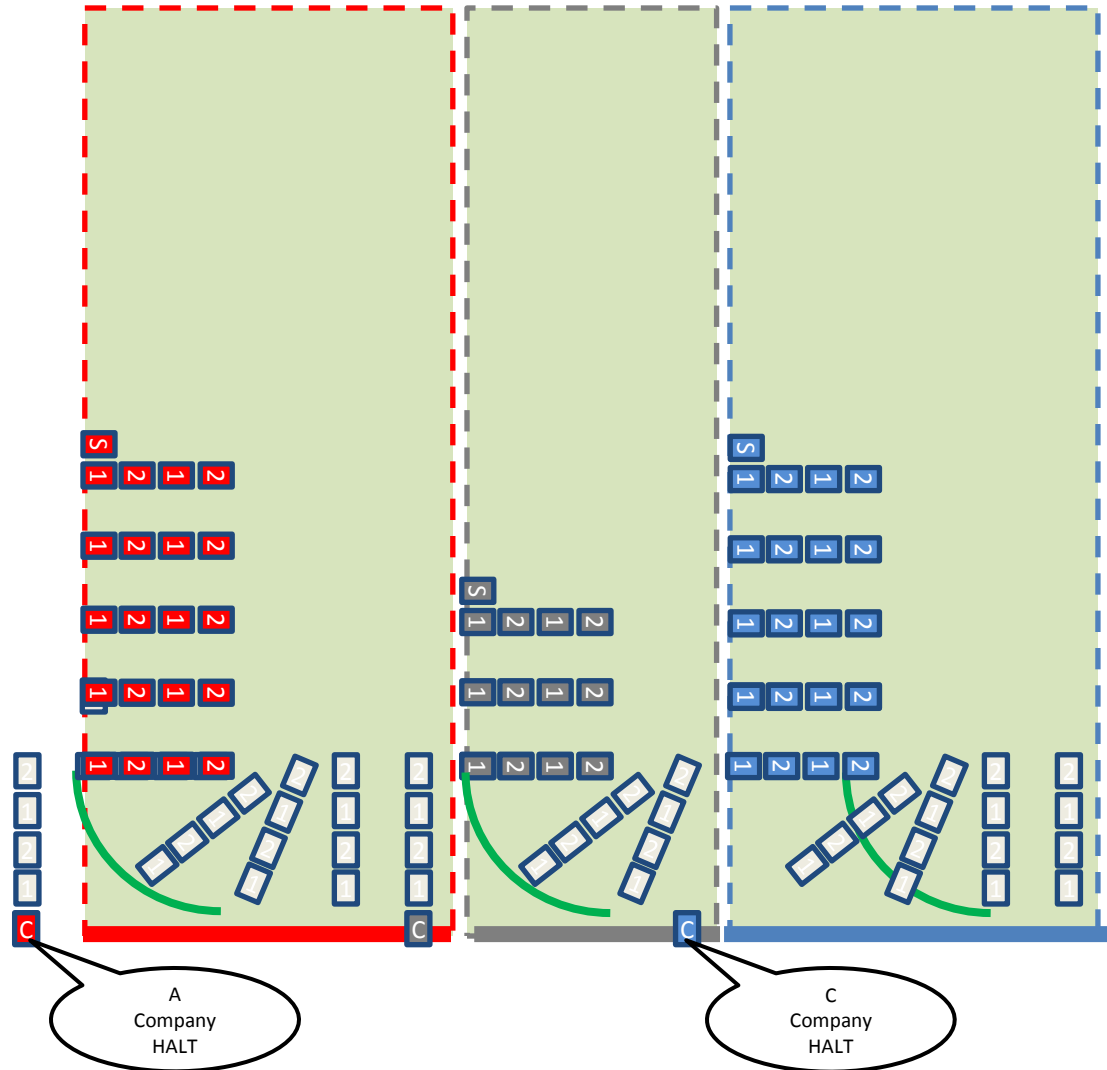
HALT



Original Battle Fronts

“ ... at the instant the last file shall have wheeled,
each captain will command ...”

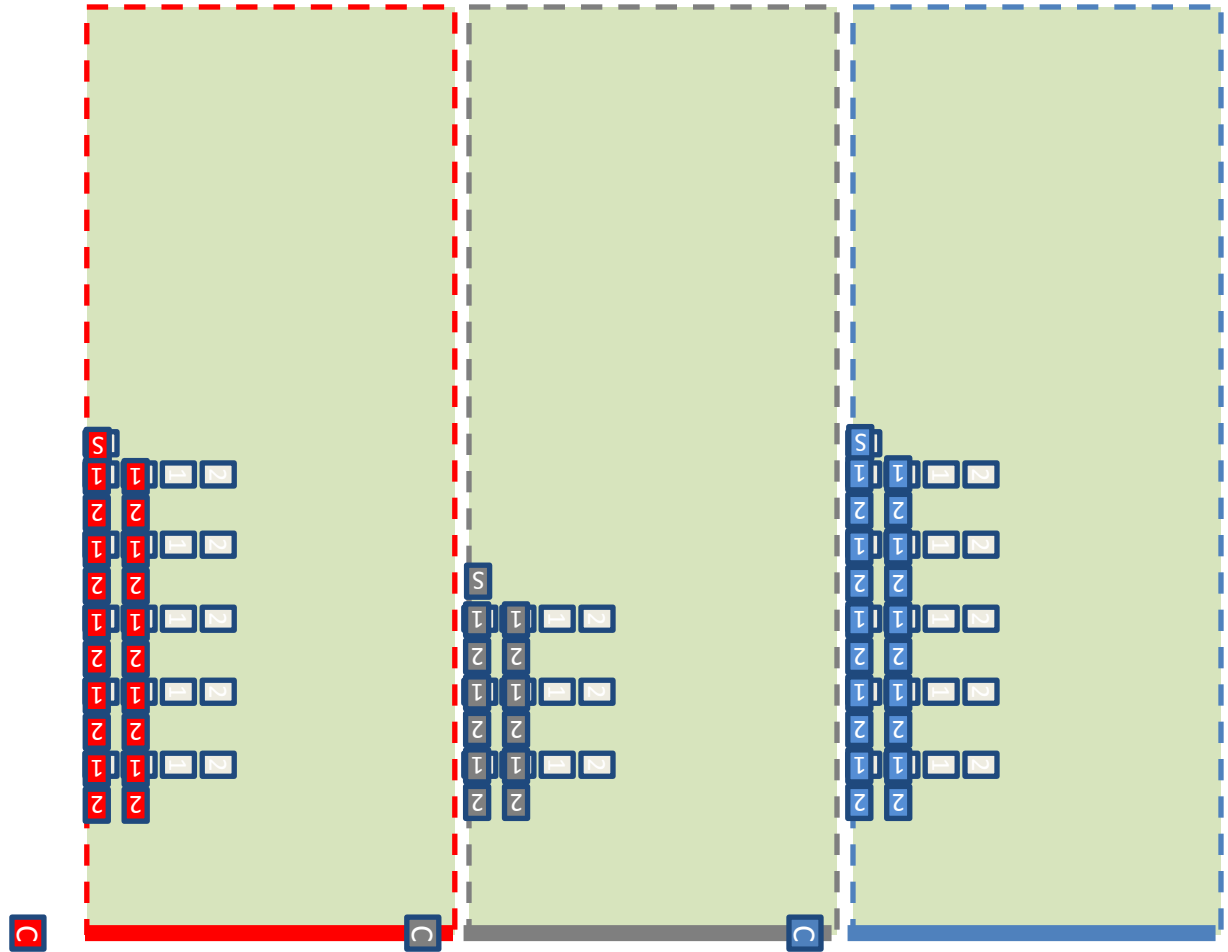
HALT



Original Battle Fronts

FRONT

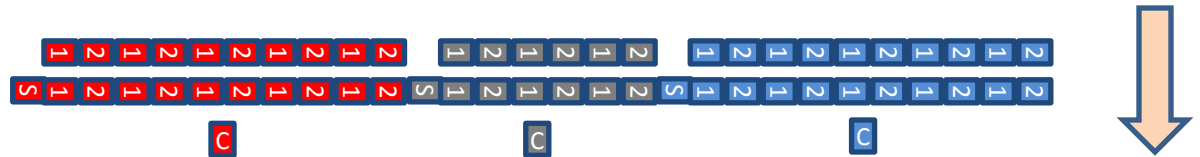
left - DRESS



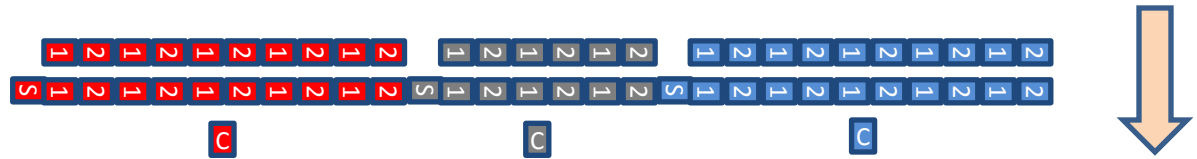
Different size companies

FROM THE MARCH

“By the right of companies to the rear into column.”
Multiple companies of different sizes

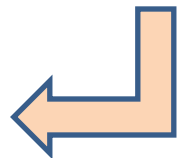
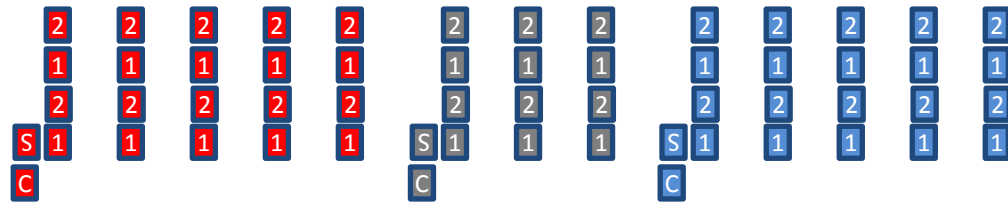


“Battalion, by the right flank.”



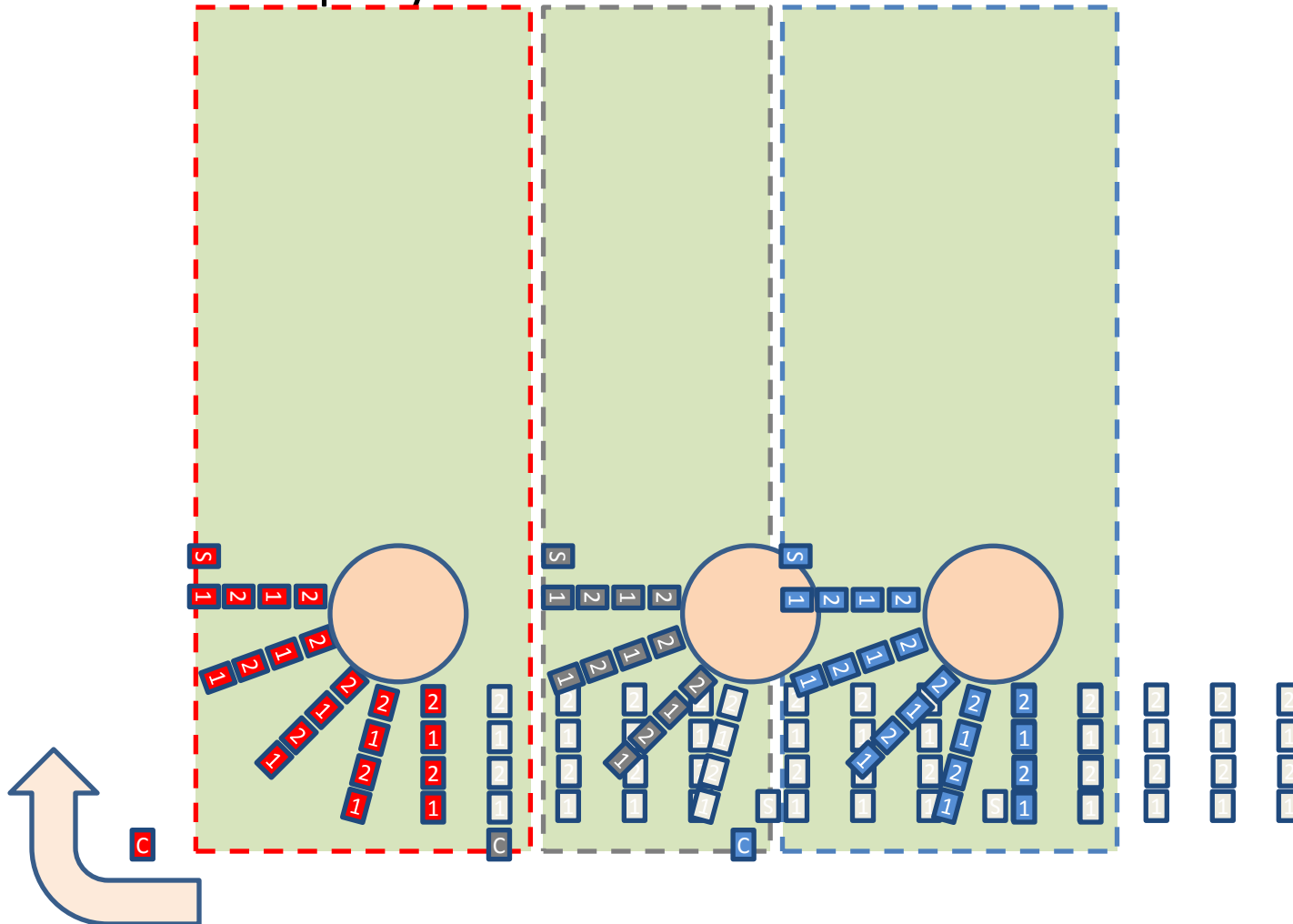
“MARCH”

part 1 = entire Battalion faces by the right flank

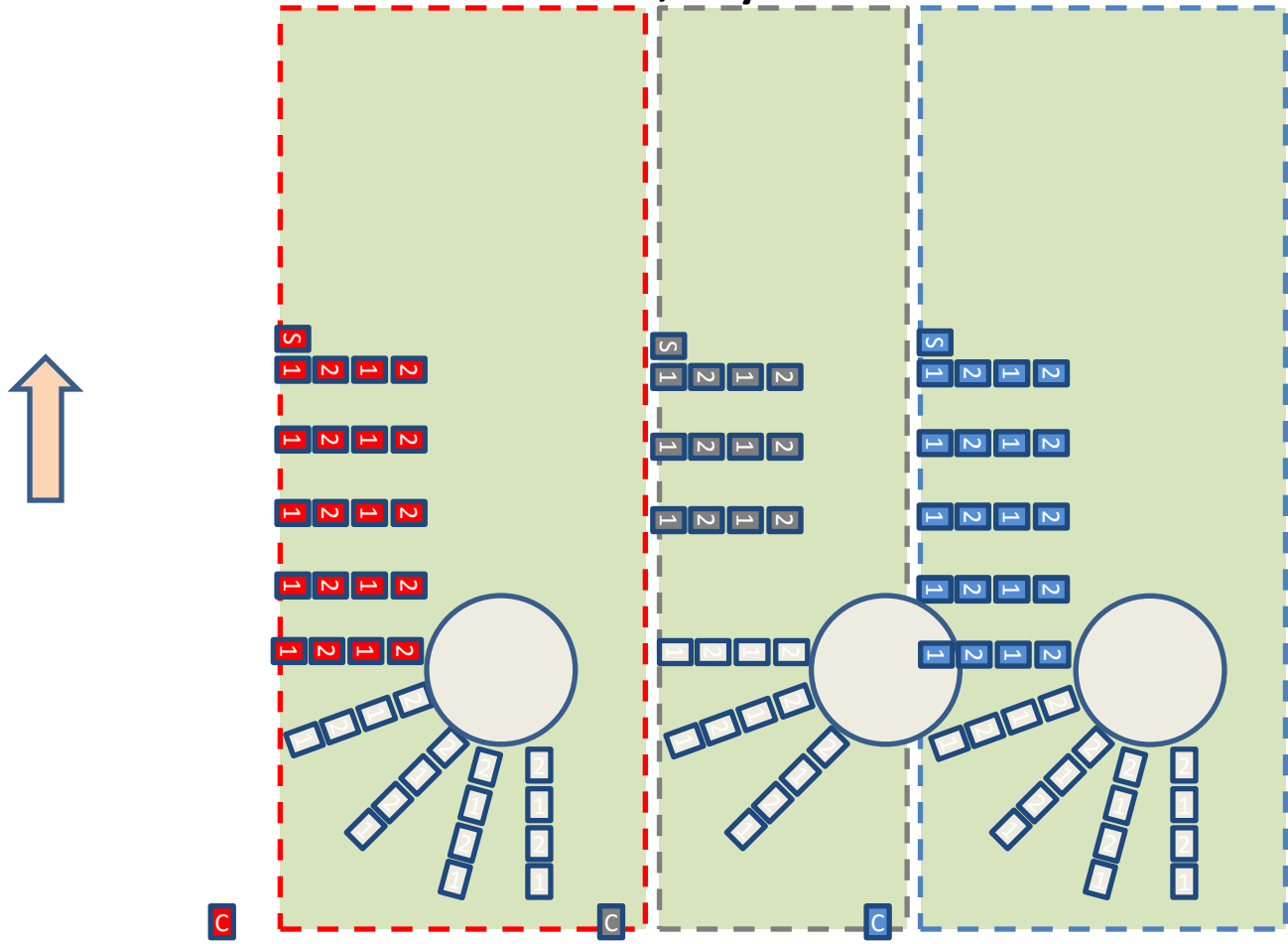


MARCH

part 2 = each captain will move rapidly to the right of his company and cause it to break to the rear

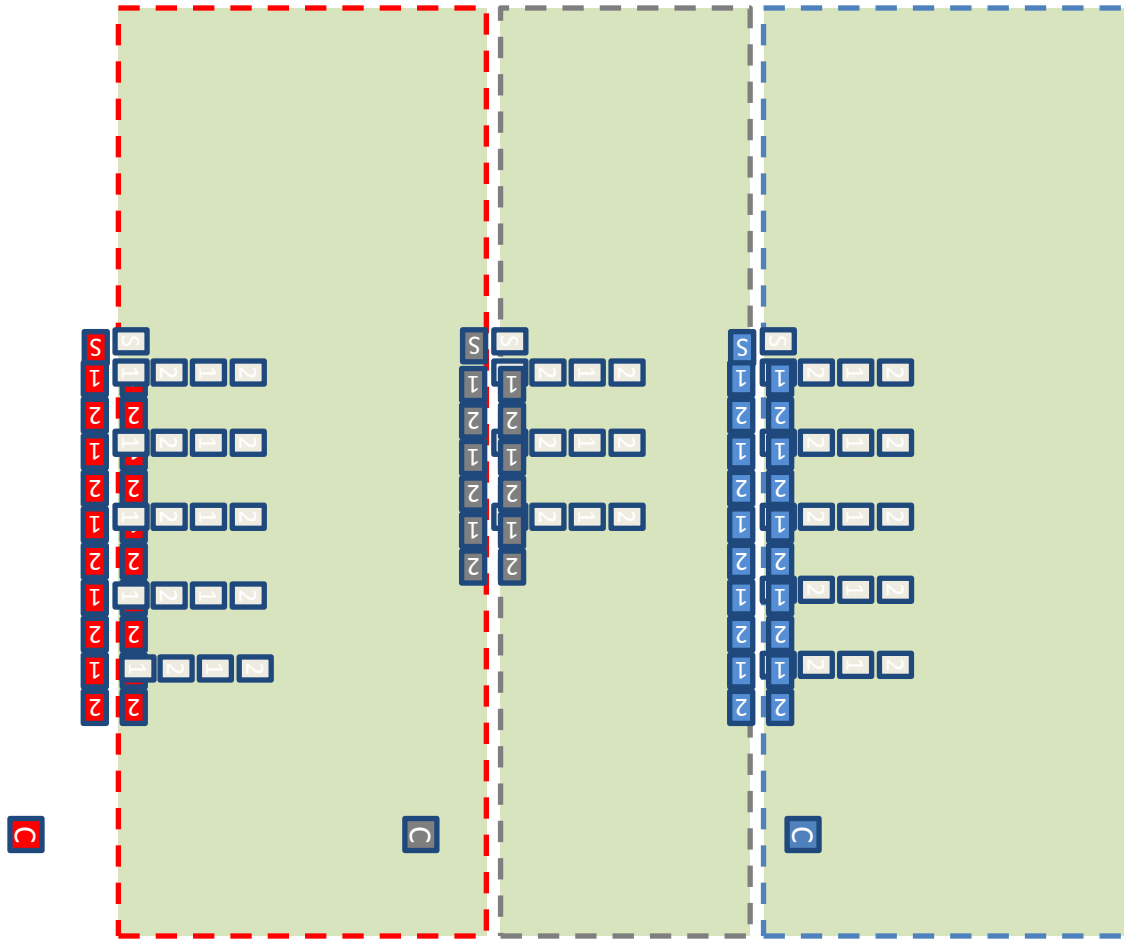
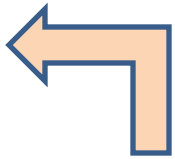


“when the last files have wheeled,
the colonel will command:
Battalion, by the left. Flank- ”

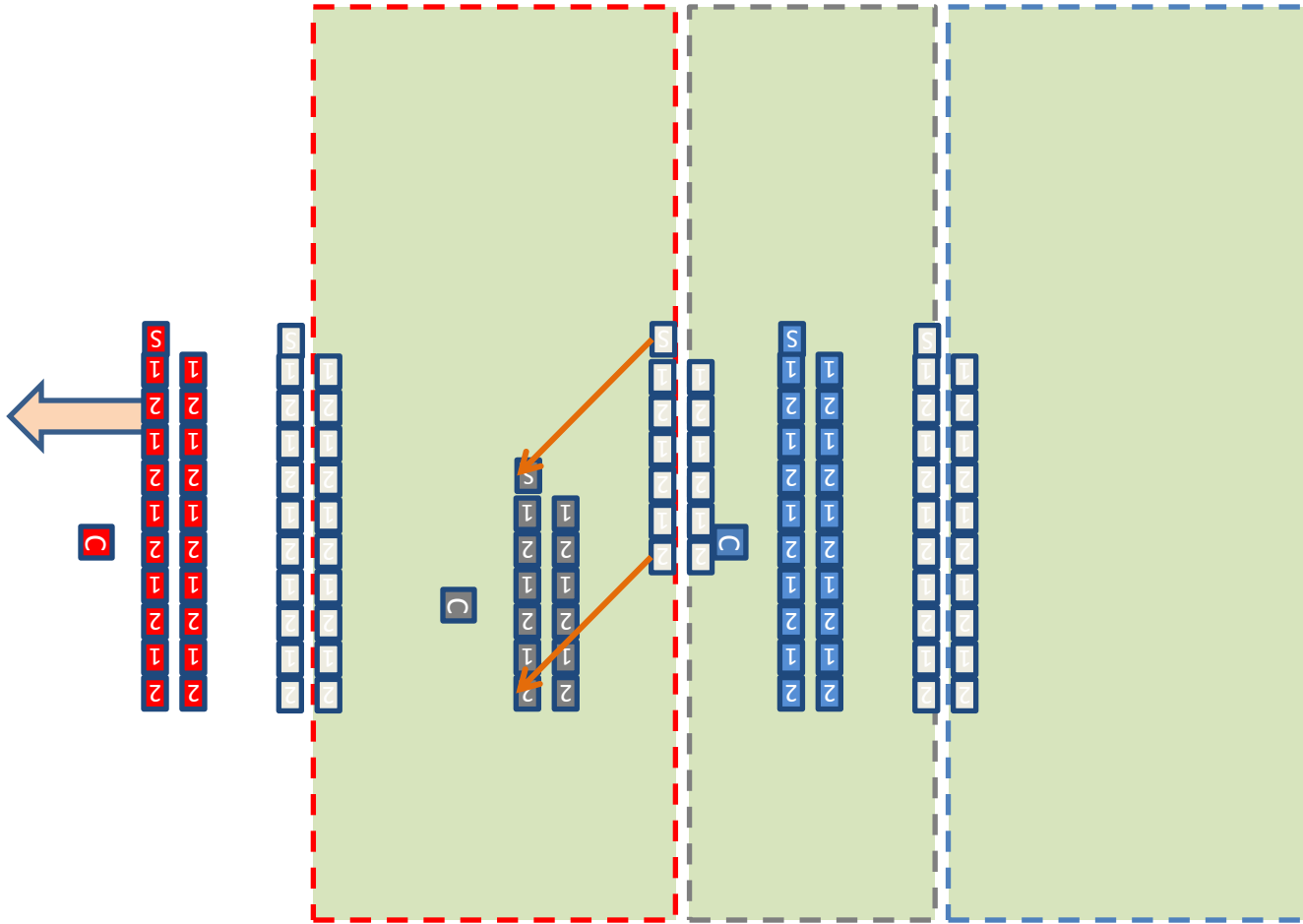


Col Battalion
By the Left Flank,
MARCH

MARCH



Guide Left



School of the Battalion

**FROM COLUMN AT FULL DISTANCE
INTO LINE OF BATTLE.**

Mode of passing from column at full distance into line of battle.

Casey's School of the Battalion, ARTICLE II.

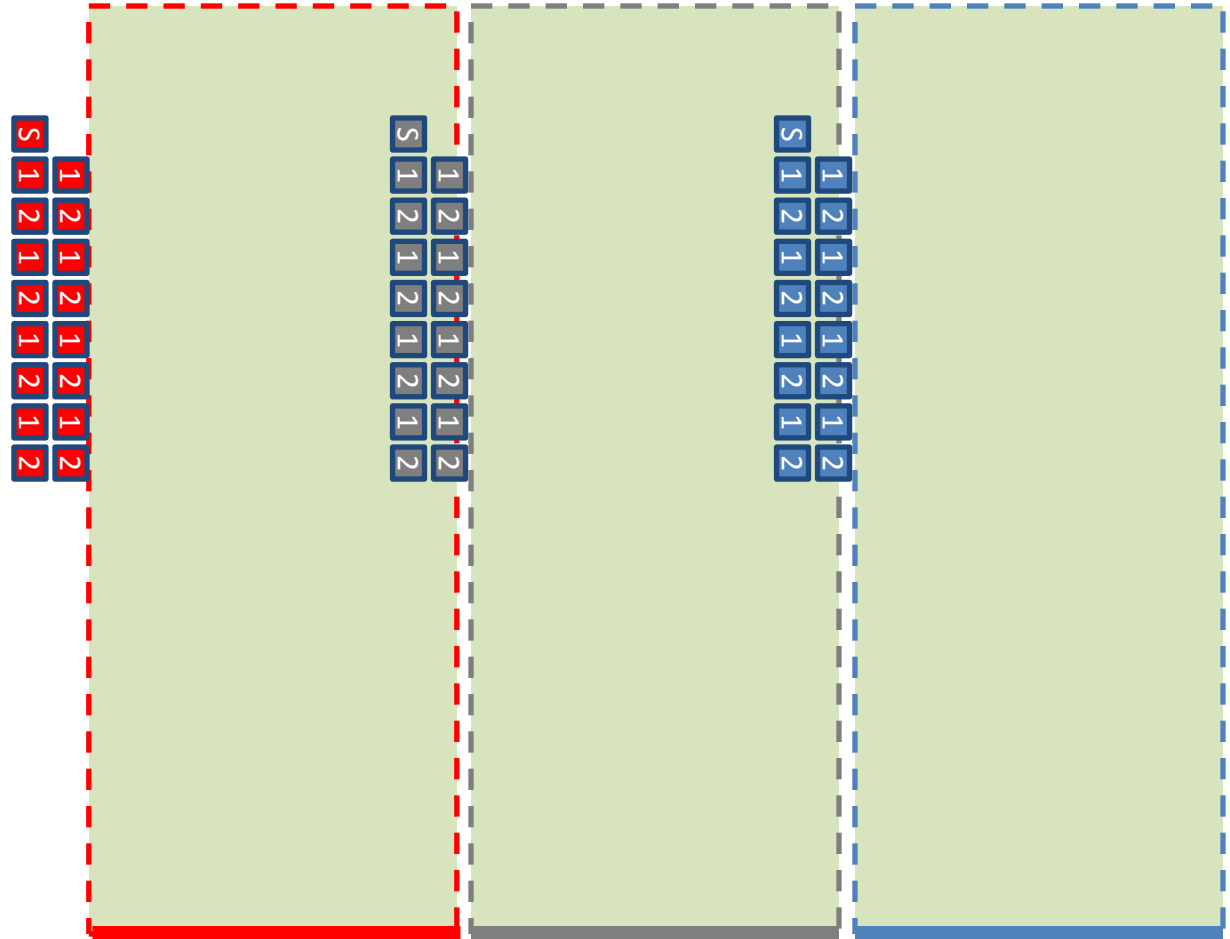
- 464. A column, right in front, being at a halt, when the colonel shall wish to form it to the left into line, he will assure the positions of the guides by the means previously indicated, and then command:
 - 1. Left into line, wheel. 2. MARCH (or double quick—MARCH).
- 465. At the first command, the right guide of the leading company will hasten to place himself on the direction of the left guides of the column, face to them, and place himself so as to be opposite to one of the three right files of his company, when they shall be in line: he will be assured in this position by the lieutenant-colonel.
- 466. At the command march, briskly repeated by the captains, the left front-rank man of each company will face to the left, and rest his breast lightly against the right arm of his guide; the companies will wheel to the left on the principle of wheeling from a halt, conforming themselves to what is prescribed in the S. C., No. 244: each captain will turn to his company, to observe the execution of the movement, and, when the right of the company shall arrive at three paces from the line of battle, he will command:
 - 1. Such company. 2. HALT.
- 467. The company being halted, the captain will place himself on the line by the side of the left front-rank man of the company next on the right, align himself correctly, and command:
 - 3. Right—DRESS.

Companies All Same Size

Battalion Halted and Immediately Fronted

Companies:

- The same size (rare)
- Halted based on position of last file.



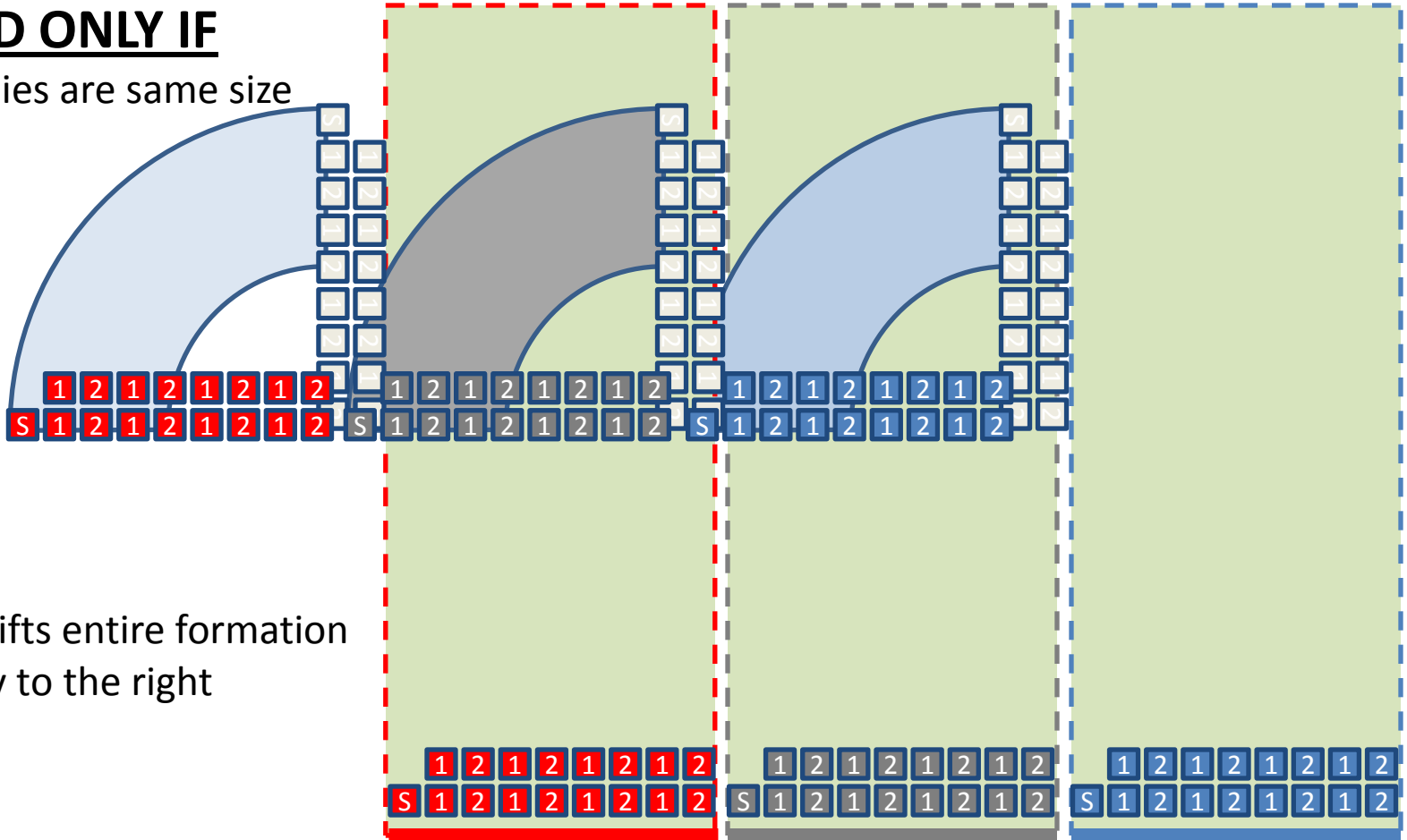
Original Battle Fronts = Define Available Wheeling Intervals

1. Left into line, wheel.
 2. MARCH (or double quick—MARCH).
- Result

WORKS!

IF AND ONLY IF

the Companies are same size



Effectively shifts entire formation
one company to the right

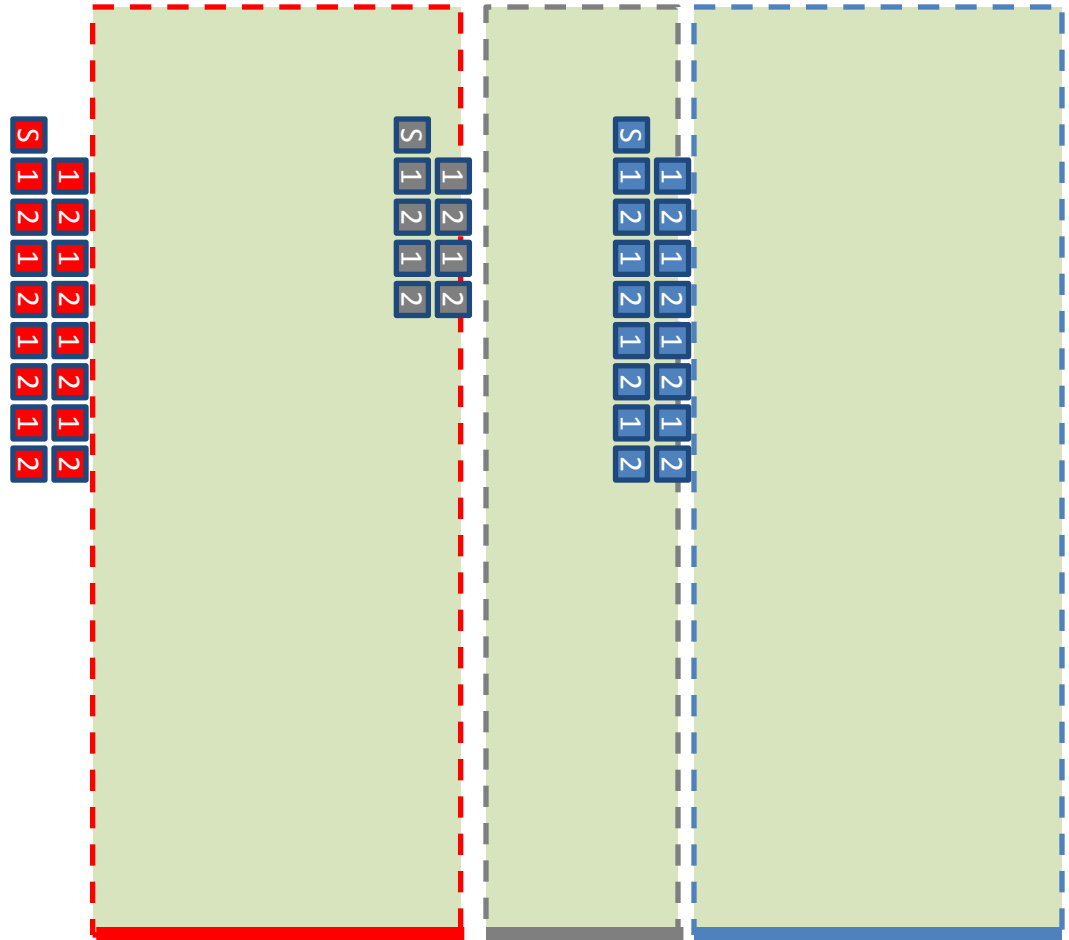
Original Battle Fronts = Define Available Wheeling Intervals³⁷

Companies Are Different Size

Battalion Halted and Immediately Fronted

Companies:

- Not the same size
- Halted based on position of 1st Sgt
 - Battalion Halted by the Colonel
 - i.e. all companies halted at the same time, which is when the last file of the largest company completes the turn to the rear (by file right).



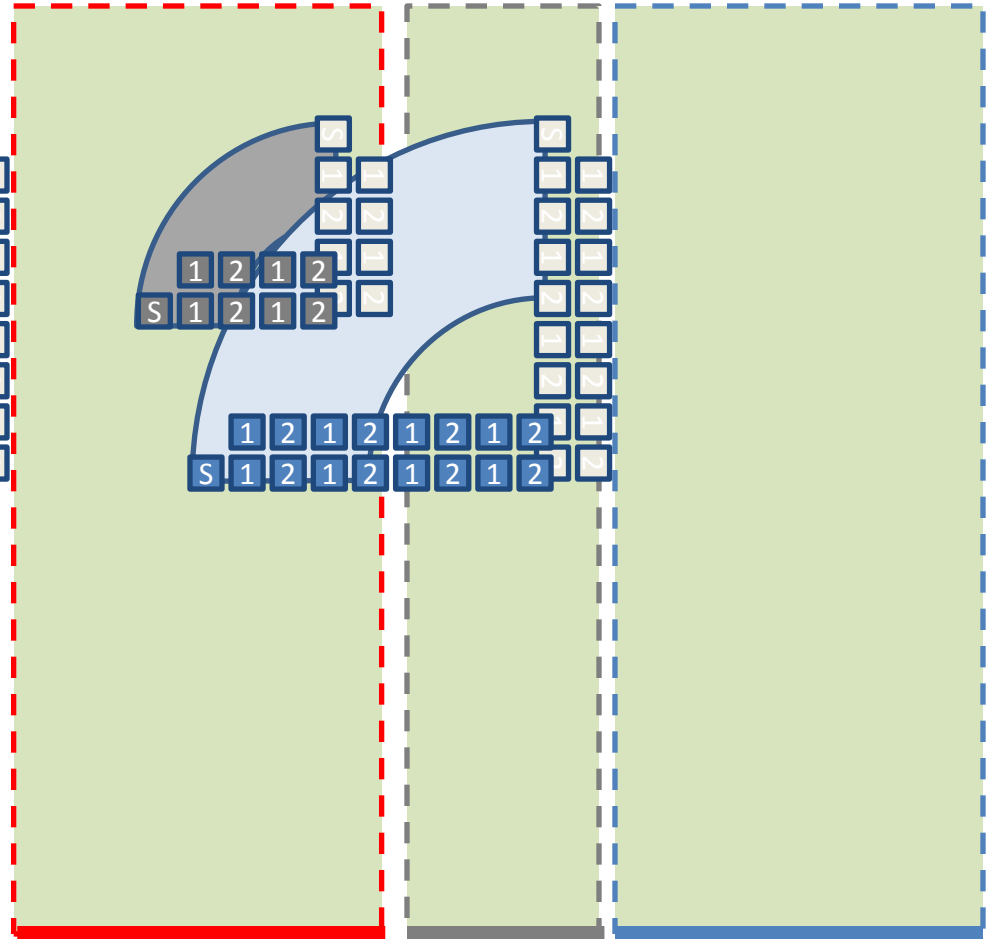
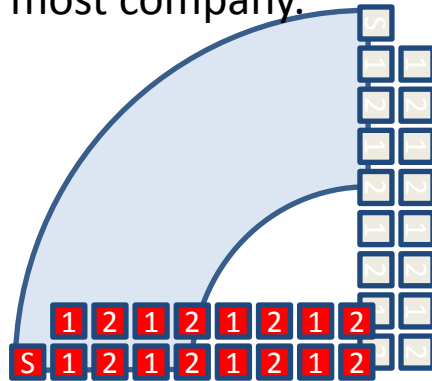
Original Battle Fronts

1. Left into line, wheel. 2. MARCH (or double quick—MARCH).

Result

FAILS!

The wheeling interval created by the vacated middle company is not large enough for the left most company.



Resulting Battle Front is deranged.
AND
Companies collide as they wheel.
Gaps created between other companies.

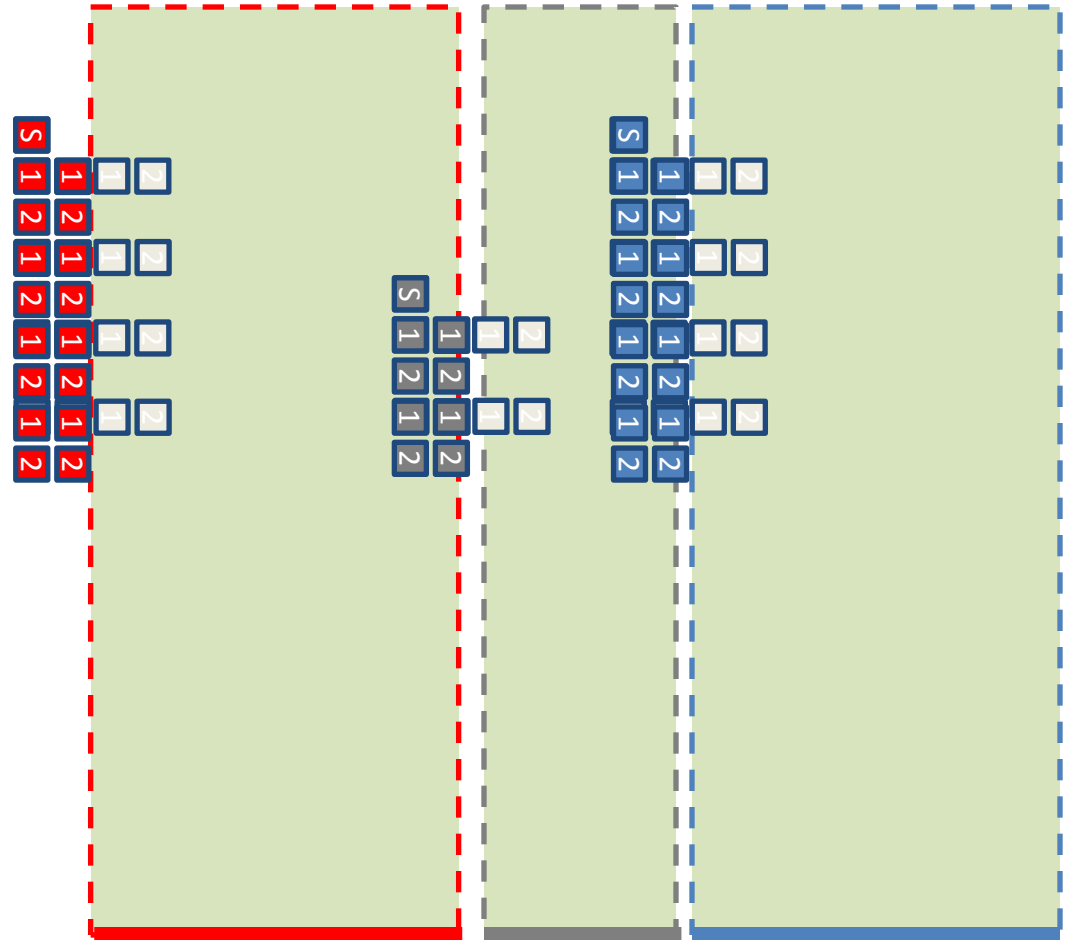
Original Battle Fronts

Companies Are Different Size

Battalion Halted and Immediately Fronted

Companies:

- Not the same size
- Halted based on position of last file.
 - Each Company halted by its Captain
 - when last file of their company completes the turn to the rear (by file right) .



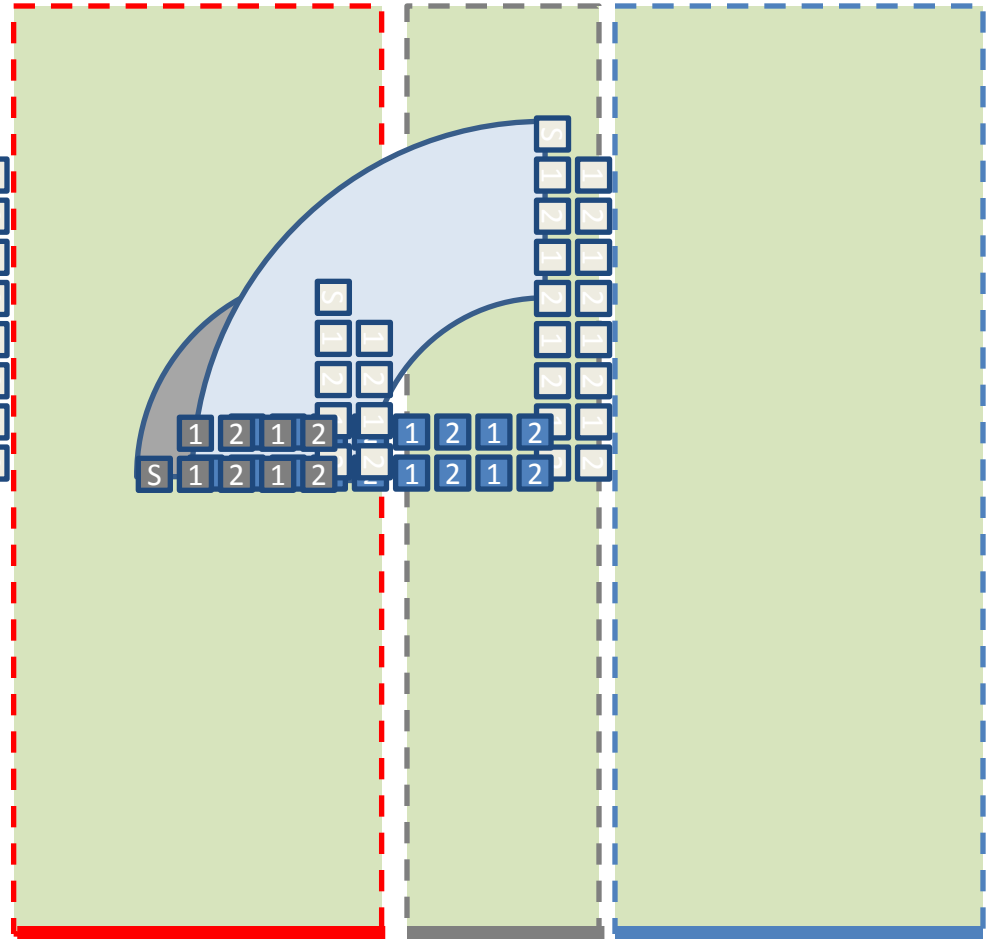
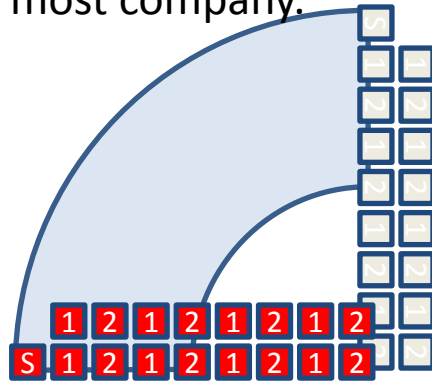
Original Battle Fronts

1. Left into line, wheel. 2. MARCH (or double quick—MARCH).

Result

FAILS!

The wheeling interval created by the vacated middle company is not large enough for the left most company.



Resulting Battle Front share the same line.

BUT

Companies collide as they wheel.

Companies get entwined.

Gaps created between other companies.

Original Battle Fronts

School of the Battalion

**AS PRACTICED AT 2013 REGIMENTAL DRILL:
RETIRING BY THE LEFT OF COMPANIES,
AND THEN
TO FORM LINE FACING THE ENEMY**

Form Line Facing the Enemy

- S.B. 154. If the battalion be retiring by the right or left of companies, and the colonel should wish to form line facing the enemy, he will first cause the companies to face about while marching, and immediately form in line by the commands and means prescribed No. 150, and by the means indicated in the S. C., No. 159. If the colonel does not wish the battalion to advance after facing about, he will command: right about—HALT, which will be executed according to the principles prescribed in the S. C., Nos. 132-133.
 - 1. Company. 2. Right about. 3. MARCH.
 - S.B. 150. If the battalion be advancing by the right or left of companies, and the colonel should wish to form line to the front, he will command:
 - 1. By companies into line.
 - 2. MARCH (or double quick—MARCH).
 - 3. Guide centre.
 - S.C. 159. If the company, marching either by the right or left flank, be faced about previous to forming line, the men will come into line by twos, and according to the means as above indicated, taking care to undouble files, the two front-rank men taking their places in the line at the same time, to be covered by their rear-rank men taking an oblique step.
 - S.C. 156. At the command march, the covering sergeant will continue to march straightforward; the men will advance the right shoulder take the double quick step, and move into line by the shortest route, taking care to undouble the files, and to come on the line one after the other.
 - S.C. 157. As the front-rank men successively arrive in line with the covering sergeant, they will take from him the step, and then turn their eyes to the front.
 - S.C. 158. The men of the rear-rank will conform to the movements of their respective file leaders, but without endeavoring to arrive in line at the same time with the latter.
 - S.C. 132. The company being in march either by the front or rear-rank, and if the instructor should wish to face it about without continuing the march, he will command:
 - 1. Company. 2. Right about. 3. HALT.
 - S.C. 133. At the command halt, the company will face about, and the men will conform to what is prescribed in the S. S., No. 355.
 - S.S. 355. At the command halt, which will be given the instant the left foot is coming to the ground, the recruit will face about as prescribed No. 353; he will then place the right foot by the side of the left.
 - S.S. 353. At the command march, which will be given at the instant the left foot is coming to the ground, the recruit will bring this foot to the ground, and turning on it, will face to the rear; ~~he will then place the right foot in the new direction, and step off with the left foot.~~

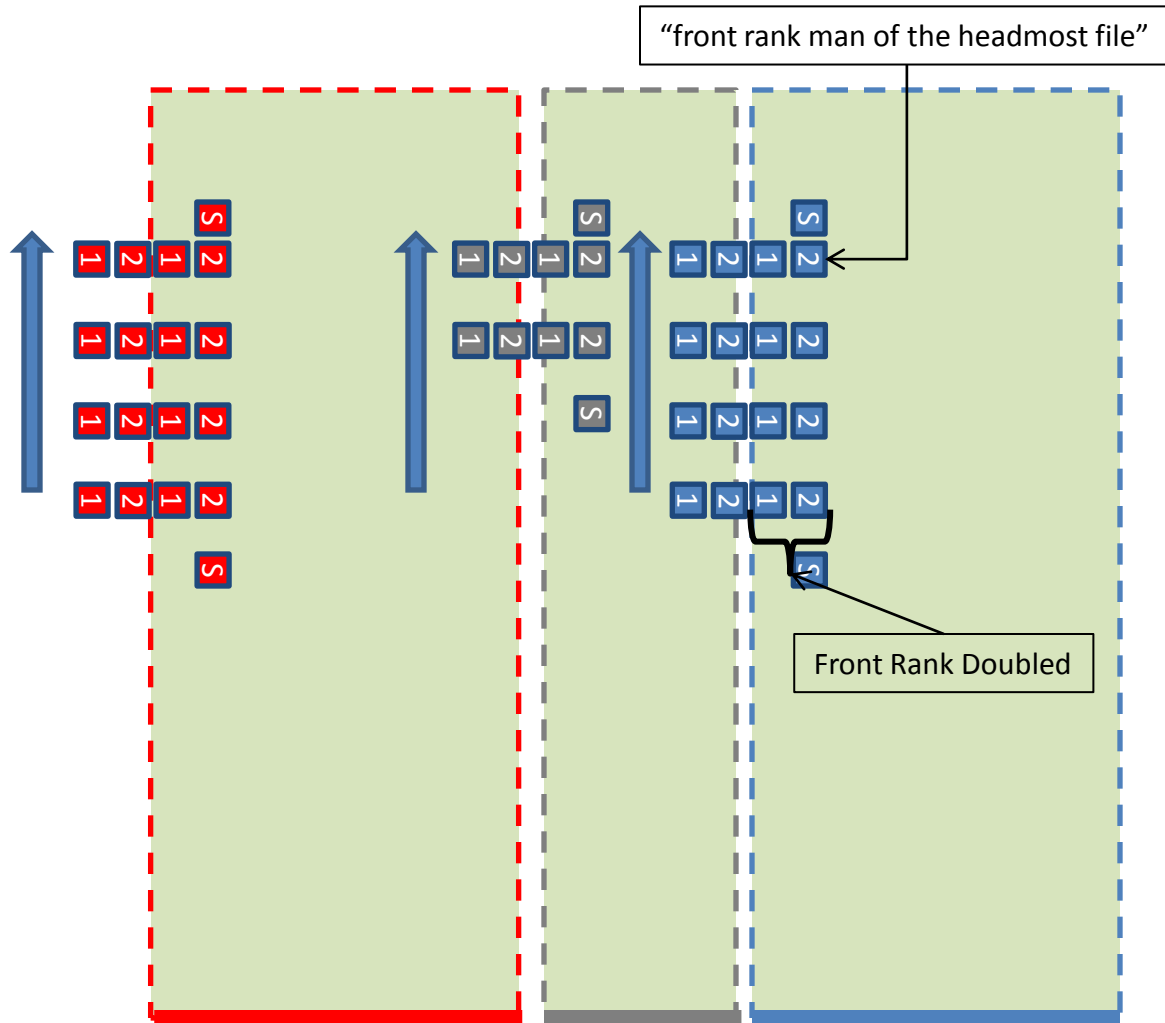
By the left of companies to the rear into column.

2nd Sgt acts as guide

S.B. 125. To break to the rear by the left, the colonel will give the same commands as in the case of breaking to the rear by the right, substituting the indication left, for that of right.

S.B. 126. The movement will be executed according to the same principles. Each captain will hasten to the left of his company, cause the first two files to break to the rear, and then place his breast against the right file of the company next on the left of his own, in the manner prescribed above.

S.B. 127. As soon as the two files break to the rear, the left guide of each company will place himself before the front rank man of the headmost file, to conduct him.



Battalion, *Right About* – March Alternatively Battalion, HALT, ABOUT FACE, *Forward* – March

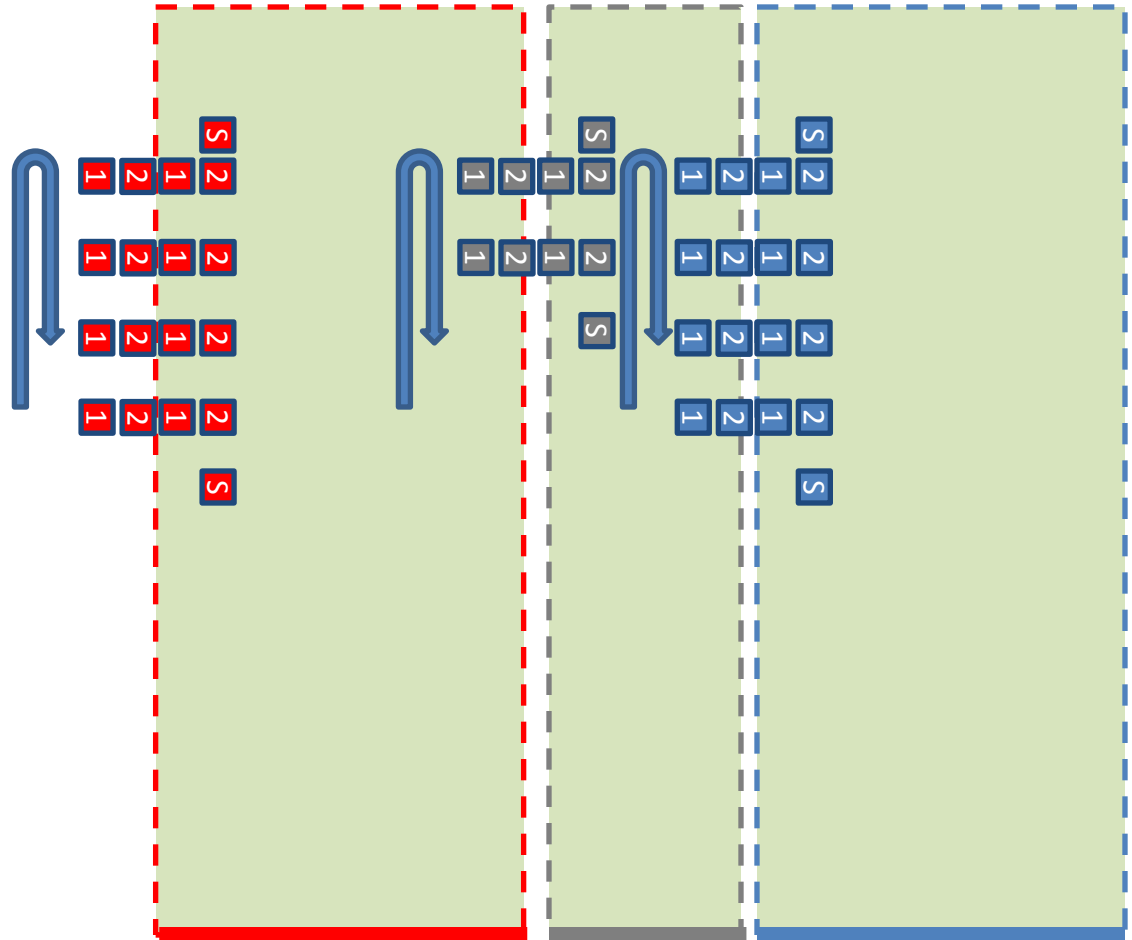
Because the companies broke to the rear by the left, they were marching by the left flank.

When they executed a 'Right About – March', they were "faced about" before forming the company line.

Therefore instruction 159 in School of the Company describes how the soldiers should come online.

S.C. 159. If the company, marching either by the right or left flank, be faced about previous to forming line, the men will come into line by twos, and according to the means as above indicated, taking care to undouble files, the two front-rank men taking their places in the line at the same time, to be covered by their rear-rank men taking an oblique step.

The "men will come into line by twos" because the one and two are already in the proper position relative to each other: the one is on the right, the two is on the left. And therefore "the two front-rank men taking their places in the line at the same time."



By companies into line - MARCH

WORKS!
REGARDLESS
of the size of the Companies

Battle Front is aligned
Companies are in proper order.
Formation has varied little from
original Battle Front position.

S.C. 155. The company being in march by the right flank, the instructor will order the captain to form it into line; the captain will immediately command:

1. By company, into line. 2. MARCH.

S.C. 156. At the command march, the covering sergeant will continue to march straightforward; the men will advance the right shoulder take the double quick step, and move into line by the shortest route, taking care to undouble the files, and to come on the line one after the other.

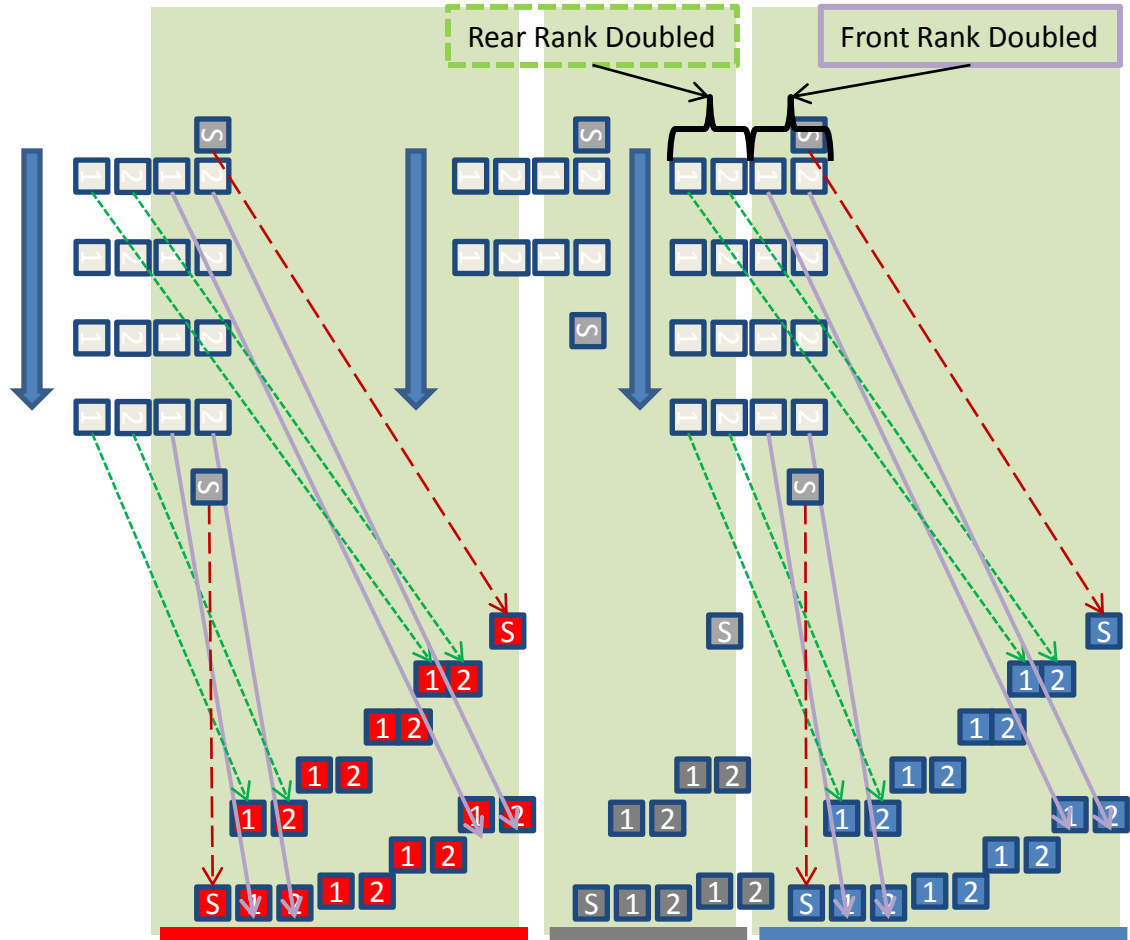
S.C. 157. As the front-rank men successively arrive in line with the covering sergeant, they will take from him the step, and then turn their eyes to the front.

S.C. 158. The men of the rear-rank will conform to the movements of their respective file leaders, but without endeavoring to arrive in line at the same time with the latter.

S.C. 159. If the company, marching either by the right or left flank, be faced about previous to forming line, the men will come into line by twos, and according to the means as above indicated, taking care to undouble files, the two front-rank men taking their places in the line at the same time, to be covered by their rear-rank men taking an oblique step.

S.C. 160. At the instant the movement begins, the captain will face to his company in order to follow up the execution; and, as soon as the company is formed, he will command, guide left, place himself two paces before the centre, face to the front, and take the step of the company.

S.C. 161. At the command guide left, the second sergeant will promptly place himself in the front-rank, on the left, to serve as guide, and the covering sergeant who is on the opposite flank will remain there.



Original Battle Fronts